Newfoundland Club of America

DRAFT TEST REGULATIONS

Revised October 2025
Effective November 1 2025
Copyright 1999, Newfoundland Club of America

Contents

Introduction **6**

Chapter One - General Regulations **7**

Section 1 – Application for Draft Tests 7

Section 2 – Duties of the Draft Test Committee 8

Section 3 – Qualifications of Judges 11

Section 4 – Dogs Eligible to Compete 11

Section 5 – Dogs that May Not Compete 11

Section 6 – Handling a Dog 11

Section 7 – Test Disqualifications and Ineligibility 11

Section 8 – Bitches in Season 13

Section 9 – Unentered Dogs 13

Section 10 – Entering at Own Risk 13

Section 11 – Judges' Decisions 13

Section 12 – Entry Limitation 13

Accepting Entries 14

Assigning Entries 14

Withdrawing Entries and Refunds 15

Alternates and Refunds 15

Section 13 – Entry in Team Division (DD and DDX Divisions Only) 16

Section 14 – Qualifying Scores and Awards 17

Section 15 – Change of Judges, Draft Test Officials, or Site 17

Section 16 – Stewards 18

Section 17 – Test Area Conditions 18

Section 18 – Spectators 19

Section 19 – Emergency Provisions 19

Section 20 – Provisions for Disabled Handlers 19

Section 21 – Canceling a Test 20

Section 22 – Entries of Other Breeds 20

Chapter Two - Regulations for Performance and Judging 21
Section 1 – Standardized Judging 21
Section 2 – Failed Exercises and Rejudging 21
Section 3 – Dog or Person in Distress 21
Section 4 – Draft Test Record Forms 22
Section 5 –Handler's and Judge's Evaluations 22
Section 6 – Catalog Order/Check In/Certificates 22
Section 7 – Use of Leash 23
Section 8 – Required Equipment 23
Handlers 23
Draft Test Committee Provided Test Items 24
Section 9 – Commands, Signals, and Encouragement 25
Section 10 – Praise 25
Section 11 – Handling Between Exercises 25
Section 12 – Familiarization with the Test Courses 25
Section 13 – Interference and Double Handling 26
Section 14 – Complaints and Discipline 26
Section 15 – Qualifying and Non-Qualifying Performance 26
Failures Common to All Exercises in BDD and DD/TDD 27
Chapter Three - Beginner Draft Dog Division Exercises 28
Section 1 – Basic Control 28
Controlled Walking 28
Principal Parts of the Exercise 29
Failing Performance 29
Recall 30
Principal Parts of the Exercise 31
Failing Performance 31
Section 2 – Harnessing, Hitching, and Equipment Check 31
Principal Parts of the Exercise 32
Failing Performance 33
Section 3 – Maneuvering Course and Basic Commands 33

Principal Parts of the Exercise 36
Failing Performance 36
Section 4 – One-Minute Stay and Freight Load 36
Principal Parts of the Exercise 38
Failing Performance 38
Section 5 – Distance Freight Haul 38
Principal Parts of the Exercise 39
Failing Performance 39
Section 6 – Intriguing Distraction 40
Principal Parts of the Exercise 40
Failing Performance 40
Chapter Four Draft Dog Division Exercises 41
Section 1 – Basic Control 41
Controlled Walking 41
Principal Parts of the Exercise 42
Failing Performance 42
Recall 43
Principal Parts of the Exercise 44
Failing Performance 44
Section 2 – Harnessing, Hitching, and Equipment Check 44
Principal Parts of the Exercise 45
Failing Performance 46
Section 3 – Maneuvering Course and Basic Commands 46
Principal Parts of the Exercise 49
Failing Performance 49
Section 4 – Three-Minute Out-of-Sight and Freight Load 49
Principal Parts of the Exercise 51
Failing Performance 51
Section 5 – Distance Freight Haul 51
Principal Parts of the Exercise 52
Failing Performance 52

Section 6 – Intriguing Distraction 53
Principal Parts of the Exercise 53
Failing Performance 53
Chapter Five – Team Draft Dog Division Exercises 54
Section 1 – Basic Control 54
Section 2 – Harnessing, Hitching, and Equipment Check 54
Section 3 – Maneuvering Course and Basic Commands 54
Section 4 – Three-Minute Out-of-Sight and Freight Load 55
Section 5 - Distance Freight Haul 55
Section 6 - Intriguing Distraction 56
Chapter Six – Draft Dog Excellent Division Exercises 57
Section 1 – Failures Common to the Whole Course 57
Section 2 – Excellent Division Course and Maneuvers 57
Course 57
Weight and Apparatus 58
Maneuvers 59
Back Through Adjustable Narrow 59
Principal Parts of the Exercise 59
Failing Performance 59
Drag Away Removable Obstacle 59
Principal Parts of the Exercise 60
Failing Performance 60
Driven Figure Eight 60
Principal Parts of the Exercise 61
Failing Performance 62
Moving Stand 62
Principal parts of the Exercise 62
Failing Performance 62
Ninety Degree Back up 62
Principal Parts of the Exercise 63
Failing Performance 63
Ninety Degree Turns (one left, one right) 63
Principal Parts of the Exercise 64

Failing Performance 64
Pass Through Removable Obstacle 64
Principal Parts of the Exercise 65
Failing performance 65
Serpentine 65
Principal Parts of the Exercise 65
Failing Performance 65
U Turn 65
Principal Parts of Exercise 66
Failing Performance 66
Weight Exchange 67
Principal Parts of the Exercise 67
Failing Performance 67
Chapter Seven –Team Draft Dog Excellent Division Exercises 68
Maneuvers 68
Weight and Apparatus 68

Newfoundland Club of America Draft Test Regulations for All Divisions

Introduction

The Newfoundland Club of America Draft Tests are series of exercises designed to develop and demonstrate the natural abilities of purebred Newfoundland dogs. While working in a capacity involving hauling, the dog and handler must demonstrate teamwork skills. The Newfoundland has historically functioned as a draft dog in various capacities, and the performance of these exercises is intended to demonstrate skills resulting both from natural ability and training that are applicable to realistic work situations.

Dogs in all divisions must be willing to work with their handlers, and the exercises must be accomplished efficiently. The goal of each handler is to maintain control while encouraging his/her dog's natural independence; together, they demonstrate teamwork. Since a dog can perform draft work only in cooperation with a person, each handler must demonstrate an understanding of draft work with the dog's ability, training, and equipment.

The Beginner Draft Dog (BDD) division is an **optional** titling division that is open to individual dog and handler pairs only (no team entries). This division is designed to provide a gateway to the Draft Dog division, although the BDD title is NOT a prerequisite to entering the DD/TDD division. The BDD division is performed on leash.

The Draft Dog Excellent (DDX) division provides multi-task maneuvers that require advanced training, constant teamwork, and physical stamina. Not all dogs that have earned other draft titles will be able to attain this level of expertise. A Newfoundland earning a DDX title will demonstrate superior natural ability, training, and efficiency in simulated situations. Due to test conditions and restrictions, these maneuvers may not be executed as they would be in realistic situations.

The Newfoundland Club of America Draft Test Regulations is a set of standards by which handlers and Newfoundlands are judged in all divisions of Newfoundland Club of America (NCA) sponsored draft tests. NCA Draft Tests follow AKC policies for Judges, Entrants and Sportsmanship if not explicitly covered in these regulations. The Regulations are neither a guide on how to train for draft work nor a definition of draft work.

These regulations are meant to provide clarity about the standards and purpose of each exercise. While they cannot address every situation that may arise, they set a consistent baseline so that every team earning a title does so in a fair and supportive environment. They reflect a shared commitment—by the NCA, our judges, and the exhibitors who train and present their dogs—to honor the spirit of the work and the standards on which these regulations are built.

Chapter One - General Regulations

Section 1 – Application for Draft Tests

A Draft Test Committee from a recognized Regional Club of NCA may apply to the Working Dog Committee (WDC) of the NCA for permission to host a Draft Test. Application must be made using an approved WDC application form. Forms may be submitted digitally, but hard copies of the complete forms are required to be submitted to the NCA Working Dog Committee.

Application forms are available from the Draft Test Applications Contact and the NCA website where toolkits are available in the Working Dog section. The completed application must be sent to the WDC Draft Test Applications contact whose name is available on the NCA website. The application must contain the following information:

1. The names, addresses, telephone numbers and email addresses of the Draft Test Chairperson, the Draft Test Secretary, and a third Draft Test Committee member from the test giving club. All must be NCA members, as well as members of the Regional Club hosting the test.
2. The names of the two judges along with their Judge's Acceptance Form completed and signed.
3. The application needs to identify which of the divisions will be offered, Beginner Draft Dog, Draft Dog and Draft Dog Excellent. **All three divisions may now be offered as part of one test.** It is optional to hold the DDX division as a stand-alone event and, if so offered, it will require a separate application.
4. The written guarantee that steward assistance, all equipment (other than the equipment furnished by each handler), and other necessary provisions will be available at the test site.
5. The certification that all NCA Draft Test Regulations will be followed.
6. The date of the proposed Draft Test, the test site address, and a description of the site including a detailed site map with descriptions of the ground conditions and terrain. If the site has been used more than twice, with no complaints, then the map and description are not needed. The WDC recommends that Draft Test dates be coordinated with neighboring Regional Clubs to avoid conflicting dates within 300 miles.
7. The signatures of the Draft Test Chairperson, the Draft Test Secretary, the third Draft Test Committee member and a member of the Regional Club's Board of Directors signing on behalf of the Regional Club.
8. A copy of the certification that at least one of the committee members has successfully completed the Stewards of the Children training.

A completed application, which includes the judges' acceptance forms, must be mailed to the Draft Test Applications Secretary a minimum of four (4) months, but not more than twelve (12) months, prior to the date of the proposed test. The WDC Draft Test Applications Secretary usually communicates the WDC's approval or rejection of the Draft Test Application to the Draft Test Chairperson within forty-five (45) days following the receipt of the completed application. When the WDC is considering a Regional Club's application for an NCA Draft Test, the committee considers any past violations of the Regulations at the Regional Club's previous

tests. An email address must be included if verification of the application being received is requested.

An application that is received late will be assessed late fees. Any part of the test application received up to five (5) days after the deadline will be assessed a $25.00 late fee. Fully completed test applications received 6-30 days late will be assessed a $50.00 late fee. Test applications received more than 30 days after the deadline will not be approved. Late fees must be paid by the Regional Club prior to approval of any further working event.

In the event the WDC denies permission for holding the test, the Draft Test Committee may appeal to the NCA Board. The WDC shall supply the NCA Board their reasons, in writing, for not approving the requested test. The final decision shall be that of the NCA Board.

Section 2 – Duties of the Draft Test Committee

The Draft Test Committee will act as the official representative of the NCA and must enforce the Regulations. Any violations of these Regulations shall be reported in writing and attached to the Draft Test Committee's report to the WDC.

The Draft Test Committee will prepare a Premium List for the Draft Test to distribute to those who request it. An electronic premium must also be submitted to the WDC online entry liaison. It should also be posted on the Regional Club's website. The Premium List must include the following information:

1. The date and location of the Draft Test, a detailed description of the test site describing ground surfaces, slope, and other features to help handlers determine proper equipment requirements or regulations specific to the test site.
2. The judges' names, including the name of any observer judge if known. The names and contact information of the committee members, including the Safety Officer.
3. The divisions that are being offered at the test and the order in which they will be judged.
4. How to find the test on the NCA Online Entry site and how to enter electronically.
5. The entry limit, maximum and minimum, that there will be an alternate list if the entries exceed the limit, and the method to be used for determining alternates will be as specified in the NCA Draft Test Regulations. Should the Regional Club impose a limit on the number of entries in a division, it must be clearly stated prominently in the Premium List.
6. NCA members are granted a 10-day early entry as a benefit of their membership in the NCA. To take advantage of the early entry rule, if the dog is co-owned, either all co-owners of the dog must be NCA members OR the handler must be an NCA member. The beginning date for accepting entries from owners who are NCA members must be no less than ten (10) days after the Premium List has been made available, and it must also be ten (10) days before the beginning date for non-NCA members. The beginning date for accepting entries from non-NCA members must also be listed and, after this date, all

entries will be treated equally, whether the owner is an NCA member or not.

7. The closing date and time that the Test Secretary must receive entries in order for them to be accepted.
8. A box to check if the dog's owner or handler is an NCA member. This allows entering a test ten (10) days earlier and receiving a title patch if the dog passes.
9. The approval date of the Draft Test Regulations being used at the NCA Draft Test.
10. A statement regarding the handler's responsibility for obtaining the current NCA Draft Test Regulations.
11. A notification that the Regulations are available on the NCA website, as well as any updates made to the Regulations.
12. The name and address of the Draft Test Secretary to whom the entries shall be sent, as well as a cell phone number that handlers may call on test day, if necessary.
13. Entries must be made on an official NCA Entry Form, either online or by mail, which includes the Agreement, as well as the notice that a copy of the entered dog's AKC, ILP, PAL, or foreign registration paper must be attached.
14. The schedule in the Premium List and letter sent to handlers will list a check-in time for each day.
15. Additional information such as the following: officers and directors of the NCA and Regional Club, awards, accommodations, directions to the test, NCA statement about dog safety, a statement that dogs or handlers suspended from AKC are unable to enter NCA events and dogs suspended from AKC events are not allowed on test grounds, advertising, meals, any special events, and additional activities. **Any event, other than an NCA event, being publicized in a Draft Test Premium or Catalog must include a statement indicating that the event is not an NCA event.** For example, an advertisement for an all-breed test following the NCA test must clearly state, "This is not an NCA event."
16. Whether or not there will be practice allowed at the site and the times, if allowed.
17. A description, with approximate dimensions, of the club provided freight for the Draft Dog Excellent division. A photo of the item(s) must be included.

The Premium List must not be made public before the Regional Club receives approval from the NCA WDC to conduct the test(s).

After the closing date and time for entries, the Draft Test Secretary will notify each handler at least ten (10) days before the test. Notification must include: Draft Test location (including a map and/or written directions or street address for GPS), judging schedule, judges' names, handler number, cell phone number to reach the Test Secretary on test day, and any changes in the Draft Test information that occurred since the Premium List was published. If entries exceed the published entry limit, the Draft Test Secretary notifies alternates of their position on the alternate list, as per the Regulations.

The Draft Test Chair or Secretary must keep judges up to date on things such as entry numbers and hotel/travel information. Each judge should be sent a Premium List, should receive a marked catalog, and should exchange cell phone numbers with someone on the Draft Test Committee.

The Draft Test Secretary will keep a copy of the current NCA Draft Test Regulations and Grievance Procedures at the test site for reference.

The Draft Test Chairperson will appoint a Safety Officer. The Safety Officer will be responsible for ensuring that no unentered dogs are permitted in any of the testing areas at a Draft Test.

The Safety Officer will remind handlers to check on their dogs often and announce to handlers that dogs are not allowed to be kept in closed vehicles, even if the air conditioning is running. If a dog is in a vehicle, the vehicle must have at least one open window, door, or hatchback. **It is not the Regional Club's or Safety Officer's responsibility to keep a dog safe.** Rather, it is the responsibility of whoever is charged with caring for the dog on that day, whether it be the handler or owner. The Safety Officer's job is only to remind handlers of their responsibility. If possible, the Safety Officer or other designated personnel should check on vehicles in the parking area throughout the day to be sure that no vehicles with dogs are totally closed and no vehicles with dogs are in the sun without sun protection.

The Safety Officer or judges will ask handlers during the question-and-answer session if there are any issues of which the Committee and judges should be aware such as bee allergy, heart condition, accommodations for a disability, or anything that the handler may want to share. In case of bee allergy, someone on site should know the location of the person's EpiPen. They should also announce that the Test Secretary has directions to the closest human and veterinary hospitals should they be needed. The Safety Officer should also be sure that a tool made for breaking vehicle windows is available on site for vehicle owners to use, if necessary.

The Safety Officer should coordinate with the Chief Steward if there are any unsafe areas on the freight haul, such as a road crossing or busy parking lot, to be sure extra stewards are available for safety.

The Draft Test Secretary should send a reminder to all handlers about sending in test evaluations.

The Draft Test Chairperson and Draft Test Secretary must each submit reports to the designated WDC member within thirty (30) days after the test. The Chairperson's report will include a description of the test, descriptions of any problems or complaints registered with the Draft Test Committee, and other information requested by the WDC. The Secretary's report will include the Draft Test Record Forms, Entry Forms with AKC registrations, one (1) electronic (PDF) copy of the Premium List, one (1) electronic (PDF) copy of the marked catalog, the Secretary's Report form(s), and any other materials requested by the WDC. Test committees must submit articles to NewfTide in the specifications posted on the NewfTide submissions website. Those specifications for NewfTide are also available from the WDC.

All required reports submitted to the designated WDC member must be postmarked within thirty (30) days from the date of the test in order to receive approval for a subsequent test. Alternatively, test committees may scan and submit this information in its entirety and email it to the Working Dog Committee within thirty (30) days from the date of the test.

Completed paperwork that is postmarked 1-5 days late will have the Regional Club assessed a $25.00 late fee. Completed event paperwork postmarked six (6) or more days late will have the Regional Club assessed a $50.00 late fee. Late fees must be paid by the Regional Club prior to approval of any future working event.

Section 3 – Qualifications of Judges

The WDC believes that the Draft Test Judges should thoroughly understand draft work and the physical conditioning necessary for draft work.

Before the Draft Test Committee applies for permission to host an NCA Draft Test, it must select a judging panel from the list of judges who have met the qualifications approved by the WDC and NCA Board. A current list is available from the designated WDC member who maintains the judges' qualifications records and on the NCA website. Judges whose names are "flagged" on the Judges List cannot accept and will not be approved on a judging panel. The judging panel at a Draft Test must include at least one judge with a team title, which is indicated on the Judges List. DDX/TDDX division judges may be different than those judging BDD and DD/TDD divisions.

Section 4 – Dogs Eligible to Compete

The NCA Draft Tests will be open to purebred Newfoundland dogs **at least eighteen (18) months of age**. The word "dog" in the NCA Draft Test Regulations refers to either sex. Only dogs which have earned the NCA DD title shall be eligible to be tested in the DDX division. Only dogs which have passed the DDX division shall be eligible to be tested in the TDDX division. All entered dogs must have an AKC registration number, ILP or PAL number, foreign registration number, or foreign litter number.

Section 5 – Dogs that May Not Compete

No dog suspended from AKC can be exhibited in an NCA event or be on test grounds. No dog belonging to or co-owned by a Draft Test judge or to any member of such person's immediate family, including in-laws, can be exhibited under the judge. Lame dogs or dogs that have been taped or bandaged in any way, or have anything attached to them for medical purposes, shall be ineligible to be tested.

Section 6 – Handling a Dog

Each dog or team must be handled by the same person for all exercises. Handlers may be substituted after the test closes, but the Draft Test Secretary must be informed of the change before the test begins so that the Draft Test Record Form can be changed.

Section 7 – Test Disqualifications and Ineligibility

Judges must immediately disqualify and remove from competition a handler and dog for any of

the following reasons:

1. Any dog and handler team not signing in at the appointed time.
2. Any dog which its handler cannot control.
3. Any dog that attacks a person or dog on the test grounds.
4. Any handler who deliberately interferes with another handler or dog.
5. Any handler who behaves in an unsportsmanlike manner in or outside the testing area (Unsportsmanlike behavior includes directing angry, abusive language at a person or dog; mistreating a dog; showing discourtesies to judges, test officials, stewards, or others.).
6. The dog is lame or wears corrective bandages or other attachments.
7. Any dog that leaves the test area while being tested, including after the last exercise.

The judges will mark the dog disqualified and state the reason on the Draft Test Record Form for the WDC. The Draft Test Secretary will submit the disqualification to the WDC along with the Secretary's Report.

The WDC and the NCA have adopted the AKC official policy concerning dog attacks that lead to an injury, either to a person or to another dog. Draft Test judges may excuse, and even ask to have removed from a test site, if necessary, any dog that appears dangerous to other dogs or persons. Actual reports of dog attacks causing injury to either a dog or a person will go directly through the grievance process.

If a judge excuses a dog for aggression, a grievance that must be handled by the WDC is created automatically. No fee is required when this occurs. The Test Committee must follow the grievance process by collecting witness statements from handlers, stewards, spectators, and the judges. The grievance paperwork will then be forwarded to the WDC and, ultimately, to the NCA Board of Directors for a decision.

A grievance may be filed by the person injured, the person whose dog was injured, or any witness to an attack causing injury. The dog in question should be removed from the test site and cannot be entered in any subsequent NCA working events pending the completion of the grievance hearing process through the WDC, with subsequent action by the NCA Board. Any future test in which the dog was already entered must be forfeited with the dog in question banned from the test site pending completion of the grievance process. The recommendation of the WDC will be sent to the NCA Board following the grievance hearing which then ends the WDC jurisdiction. The NCA Board will form a committee whose purpose it is to deal with reinstatement requests after it has denied further exhibition privileges for any Newfoundland.

AKC Rules Applying to Dog Shows: Chapter 11, Section 15 - Any dog, that, in the opinion of the Event Committee, attacks a person or dog at an AKC event, resulting in an injury, and is believed by that Event Committee to present a hazard to persons or other dogs, shall be disqualified by the Event Committee pursuant to this section, a report shall be filed with the Executive Secretary of The American Kennel Club. The disqualified dog may not again compete at any AKC event nor be on the grounds of an AKC event unless and until, following application

for reinstatement by the owner to the American Kennel Club, the owner receives official notification in writing from the AKC that the dog's eligibility has been reinstated.

Section 8 – Bitches in Season

Bitches in season may participate in NCA Draft Tests. Bitches in season shall be judged at the conclusion of judging for that day. When not being tested, bitches in season must be contained in a designated area well away from male dogs and the official test areas. **At least one other bitch must be available to perform the group exercises with any bitches in season.** If possible, this may be a bitch who has not competed in group exercises or another volunteer. Bitches that have had an ovarian sparing spay are required to be tested as "Bitches in Season."

Section 9 – Unentered Dogs

A Safety Officer is responsible for ensuring that all unentered dogs are kept outside and away from the main test area.

Section 10 – Entering at Own Risk

Handlers participate in an NCA Draft Test at their own risk. Handlers agree to abide by the NCA Draft Test Regulations and the Constitution and By-laws of the NCA. Handlers agree that they will uphold the AKC Code of Sportsmanship, the NCA Code of Ethics, and, if applicable, the NCA Judges Code of Ethics. They also agree that any violation of the AKC Code of Sportsmanship, the NCA Code of Ethics and/or the NCA Judges Code of Ethics will be handled pursuant to the grievance policies listed on the NCA WDC website and event toolkits.

Section 11 – Judges' Decisions

At any NCA Draft Test, the decisions of the judges are final in all matters affecting the scoring and working ability of the dogs and their handlers. The judges are in sole charge of the Draft Test area until their assignment is complete.

Section 12 – Entry Limitation

Maximum entries to be judged in a test with multiple divisions offered are fifteen (15) per test per test day. If a Draft Test Committee anticipates an entry in excess of its facilities for a Draft Test or is offering a Draft Dog Excellent (DDX) test as a stand-alone event, it may limit entries to fewer than fifteen (15). Test Committees may also decide on a minimum number of entries to hold each division as long as it is published in the Premium List. Committees may reserve slots for any division but must state this in the Premium List. Slots held will be filled by other division entries if not filled with the minimum number of entries in the previously specified division. Also, requalifiers cannot fill one of these reserved slots if there are untitled dogs of other divisions on an alternate list. The Committee may decide to take entries for all divisions as first come, first served, without reserving any slots. Regional clubs can reserve the right to refuse any entries as stated in the entry agreement.

A prominent announcement of test limits must appear on the title or cover page of the Draft Test Premium List. Priority will be given to entries that have not earned titles in the division entered. Titled dogs may be entered for judging (requalification) if entry limits have not been filled, and the entry form must state that the entry is for requalification. Under no circumstances can the published entry limit be changed.

Entries will be accepted by mail or the NCA electronic entry system, must show a postmark or electronic entry date between the opening and closing date, and must be received by the Test Secretary by the closing date.

Accepting Entries

The opening date is the earliest date an entry can be sent as indicated by the postmark or electronic date of the entry. The closing date is the last day an entry can be received by the Test Secretary and is unrelated to the postmark. The test will not close officially until the published closing date even if the entries exceed the limit before the closing date. No dog will be allowed to enter more than once in the same test, including as an individual entry and a team entry, or in two teams. There are no post entries.

Do not assign final entries until after the closing date. This will accommodate entries that arrive on different dates but that have identical postmarks or electronic entry dates. Open all envelopes before assigning entries because some envelopes may contain more than one entry, and some may be entering only one day of a two-day test weekend.

When the test closes, if the entries exceed the maximum limit, follow the procedure listed below. If a lottery is required as specified below, a separate lottery MUST be held for each of the two days of a two-day test weekend. There must always be at least two people present to witness the lottery, at least one of which is not entered in the test.
(Note: An efficient and unbiased way to do a lottery is to number each entry and put the corresponding numbers on small, individual pieces of paper. Randomly select the papers to determine the status of each entry.)

Assigning Entries

1. Assign a spot in the test to each entry of an NCA member with an untitled dog in the division entered that is postmarked or has an electronic entry date with the first allowed entry date. Assign a spot in the test to each entry of an NCA member that is postmarked or has an electronic entry date with the second allowed entry date. Continue as above until all the entries of NCA members who have sent in their entries before the non-NCA member opening date are assigned spots in the test or the test is full. Continue to do the same with the non-NCA member entries and the NCA member entries that arrive after the non-NCA member entry date.
2. If, at any time, there are more entries with identical postmarks or electronic entry dates than spots available in the test, conduct a lottery to determine which entries are accepted into the test. Those not assigned spots become alternates.

Example 1: If the entries received with the first allowed postmark or electronic entry date

exceed the test limit on the closing date, conduct a lottery with all the entries with that postmark or electronic entry date. Those not chosen become alternates. Continue to do a lottery for each postmark or electronic entry date to determine the order of the alternate list.

Example 2: There are openings in the test for entries that are postmarked or have an electronic entry date with the first and second allowed date. Five entries are postmarked or have an electronic entry date with the third allowed date and there are two openings left. Conduct a lottery with those five entries—two will be entered in the test and three will become alternates as will any entries with later postmarks or electronic entry dates.

Example 3: If the limit is fifteen (15), and there are twenty (20) entries of untitled dogs with the first postmark or electronic entry date, the first fifteen (15) untitled dogs randomly selected in the lottery will be assigned spots in the test, and the remaining entries will be pulled as first alternate, second alternate, third alternate, etc. Assign other entries with later postmarks or electronic entry dates as alternates in the same way, doing a lottery for each postmark or electronic entry date.

1. Add requalification entries to the entry list or the alternate list after all untitled dogs entered have been accepted into the test. Requalification entries should be added by postmark or electronic entry date and by lottery, as necessary. If a test is not full, the order is assigned based on postmark date or electronic date.
2. A handler who is handling multiple entries in a test must notify the Test Secretary before closing that they will require space between entries.

Withdrawing Entries and Refunds

To withdraw an entry, the handler must notify the Test Secretary by telephone, email, or U.S. Mail. This should be done, if possible, early enough so that the Test Secretary receives the notification before the test. The Test Secretary must confirm receipt of such notifications. The handler will receive a full refund of the entry fee if the notification is received prior to the closing date and time for entries. After the closing date has passed, no refunds will be given, even if an alternate was tested in their place, with the exception of alternates that did not get into the test. In addition, a handler with one dog in the test and another on the alternate list may not substitute one dog for the other. If the handler must pull the entered dog, then the first dog on the alternate list will fill the opening.

Alternates and Refunds

If a handler submits an entry to a Draft Test but is not assigned a place in the test, the Test Secretary must notify the handler immediately after the closing date and give the handler the option to be placed on the alternate list. If the handler prefers not to be on the alternate list, he or she will receive a full refund. If the handler chooses to stay on the alternate list and pulls their entry at a later date, before the test, they will not receive a refund.

Once the closing date and time listed in the Premium List has passed, if a handler notifies the Test Secretary that they are withdrawing their entry, handlers on the alternate list must be notified that their ranks have changed. If a space does not become available for an alternate on

the day of the test, the alternate will receive a full refund.

Example: If a test limit is fifteen (15) dogs and fifteen (15) dogs are tested, but none of the five (5) dogs that were on an alternate list were tested, the five (5) alternates would receive refunds after the test. If ten (10) original dogs and three (3) of the alternates were tested, but two (2) alternates did not attend the test, the handlers of those two alternates would not receive refunds because, had they attended, they would have been tested.

If a handler has been assigned a spot in the test but their dog passes at a previous test, the handler must notify the Test Secretary by 6:00 p.m. the night before the test as to whether they will be withdrawing from the test (for which there will be no refund if after the closing date), requalifying in the same division (if space is available or being added to the end of the alternate list), or transferring to a different division. Should a test have an alternate list, the Test Secretary should note that any dog earning a title and subsequently requalifying will go to the end of the alternate list and the first alternate will move into the test. A dog that passes Beginner Draft Dog can either requalify or transfer to the Draft Dog test at a subsequent test. A dog that passes Draft Dog can requalify, change to a Team Draft Dog entry, or transfer to the Draft Dog Excellent test at a subsequent test. A dog that passes Draft Dog Excellent can either requalify or transfer to Draft Dog as a requalifier at a subsequent test should space be available for a requalifier.

Section 13 – Entry in Team Division (DD and DDX Divisions Only)

A team consists of two or more dogs working together in unison. Only dogs passing the Individual Division at a previous Draft Dog or Draft Dog Excellent test will be eligible to compete in the Team Division. See Chapter 1, Section 6 for handler eligibility.

If a dog entered and passed the Draft Dog or Draft Dog Excellent Division in a previous Draft Test, the entry may be transferred from Individual to Team Division by one of two methods:

1. The dog entered in the Individual Division may be added, or substituted, to an already entered team.
2. The dog entered in the Individual Division may change their entry to the Team Division with a dog or dogs that have earned Draft Dog or Draft Dog Excellent titles (proof must be shown as described below for each dog in the team).

To transfer the entry, the handler must submit to the Test Secretary a copy of the dog's Draft Dog or Draft Dog Excellent title certificate or a signed statement listing the name of the dog, the date and location of the Draft Dog or Draft Dog Excellent Test passed, the judges' names, the name and address of the owner(s), a copy of the dog’s AKC registration (or equivalent), and a completed Draft Test Entry Form for each dog. A change of entry from Individual to Team Division must be submitted by 6:00 p.m. the night before the test.
An individual handler who transfers their entry to a team entry after qualifying in an earlier test as an individual entry is still considered an untitled entry for team division as long as one of the

dogs in the team has not previously earned a team title.

Section 14 – Qualifying Scores and Awards

For a dog or dogs to receive a qualifying performance, both judges must mark the dog with a passing performance on each exercise in the division entered. Dogs receiving a qualifying performance in the Beginner Draft Dog Division are entitled to use the title “Beginner Draft Dog” in any NCA activity. “BDD” is the abbreviation for the Beginner Draft Dog title. Dogs receiving a qualifying performance in the Draft Dog Division are entitled to use the title "Draft Dog" in any NCA activity. "DD" is the abbreviation for the Draft Dog title. Dogs receiving a qualifying performance in the Team Draft Dog Division are entitled to use the title "Team Draft Dog" in any NCA activity. "TDD" is the abbreviation for the Team Draft Dog title. Dogs receiving a qualifying performance in the Draft Dog Excellent Division are entitled to use the title “Draft Dog Excellent” in any NCA activity. “DDX” is the abbreviation for the Draft Dog Excellent title. Dogs receiving a qualifying performance in the Team Draft Dog Excellent Division are entitled to use the title "Team Draft Dog Excellent" in any NCA activity. "TDDX" is the abbreviation for the Team Draft Dog Excellent title.

A dog that requalifies either at the individual or team level will add the number of requalifications after the title such as DD1 for a dog that has earned its DD title and requalified once or TDD2 for a dog that has earned its team draft dog title and requalified twice at the team level. These numbers may be added to BDD and DDX/TDDX titles, as well.

Section 15 – Change of Judges, Draft Test Officials, or Site

If a Draft Test Committee is informed any time prior to the opening of its Draft Test that an advertised judge cannot fulfill his/her judging assignment, the Draft Test Committee will substitute a judge from the NCA WDC Approved Judges List. The WDC Draft Test Applications Secretary (or the WDC Chairperson in the event the Secretary cannot be contacted) must be notified immediately to approve the substitution. The WDC Draft Test Applications Secretary may be notified by telephone, mail, or electronic means. This same policy applies to an emergency change of site, Draft Test Chairperson or Test Secretary. If the request is made by phone, a follow-up letter must be sent to the Draft Test Applications Secretary by mail or electronic means with a full explanation. The Draft Test Applications Secretary must notify the WDC members of the change(s) and reasons for the request. If time permits, a written notice should be mailed or e-mailed to all handlers. In the event that a judge becomes ill or is unable to fulfill the judging assignment on the day of the test, and the WDC Draft Test Applications Secretary or Chairperson cannot be reached according to the procedures described above, the Draft Test Committee may substitute an Approved Draft Test Judge who is in attendance at the test to fulfill the assignment. If an approved judge is not available, a qualified person with considerable Draft Test training and exhibiting experience (see Chapter Two, Section 1, paragraph 2) may be appointed by the Draft Test Committee to fulfill the assignment. The WDC Draft Test Applications Contact or Chairperson must be notified of the substitution as soon as

possible, and a full explanation for the substitution, including the qualifications of the substitute judge, must be included in the Test Chairperson's report.

Prior to the start of the test or substitute judging assignment, the change must be made known to the handlers. Handlers have the right to withdraw their entry if they choose not to exhibit under the substitute judge, and their entry fee will be refunded.

In the event a site must be changed, the Draft Test Committee should make every effort to secure a suitable site within 25 miles of the original site.

If, because of natural disasters, civil disturbances, or other acts beyond the control of the test-giving club, it is impossible to start or complete the test, no refund of entry fees will be made.

Section 16 – Stewards

Judges will meet with stewards prior to each division to discuss stewards' duties and safety. Stewards assist the judges, and they may act only on the judges' instructions. Stewards must not give information or instructions to owners and handlers except as specifically instructed by a judge and then only in such a manner that it is clear that the instructions are those of a judge. Stewards should not take instructions from handlers. Any harassment of stewards must be reported immediately to the judges.

At least two stewards are required for all exercises in Beginner Draft Dog and Draft Dog divisions. In addition, the Test Committee must provide a sufficient number of stewards on the Distance Freight Haul: two lead stewards to set a brisk pace, one steward assigned to each handler and dog for safety and, at the judges' request, to monitor handler's compliance with the Regulations. If there are not enough stewards to have two lead stewards and one with each cart, then the Freight Haul will have to be divided. The Freight Haul cannot take place without at least two lead stewards and one steward with each cart.

For the Draft Dog Excellent division, the number of stewards needed will depend on the layout of the course and how close together or far apart the maneuvers are placed. Stewards will be needed to fix equipment on the course that may be moved out of place by the team, change the measurements of maneuvers that must be measured for each team, return the drag away removable obstacle, and return the club provided freight. One steward will be needed to take the leash from the handler and return the leash to the handler. One steward may lead the team through the course if the course is not marked well or is hard to follow.

Section 17 – Test Area Conditions

Every effort should be made to make the terrain as variable as possible on the maneuvering course and freight haul by use of different surfaces, elevations, trees, natural obstacles, bridges, natural distractions, etc. The testing areas, as well as the perimeter areas indicating what is

outside the testing area, must be clearly marked (e.g., ribbons on trees, lime path on route, etc.). Only members of the Draft Test Committee, judges, and stewards have unlimited access to the testing areas. Only the current handler and dog being tested are permitted in the testing areas.

Section 18 – Spectators

As Newfoundlands working under natural conditions may be in places where there are extraneous sounds, spectators are encouraged to applaud and cheer for a performing dog. However, spectators must not interfere with the performance in any way. Judges may use their discretion to determine what constitutes interference. At the judges' discretion, spectators may be permitted to follow the last handler on the Beginner Draft Dog or Draft Dog Division Freight Haul course but are not permitted in other testing areas. Spectators may not follow the team on the Draft Dog Excellent course, but clubs should provide an area where some of the course will be visible to spectators.

Section 19 – Emergency Provisions

The Draft Test Committee should take all reasonable precautions to ensure the safety of everyone involved. It is recommended that the services of a veterinarian be available during a Draft Test. The veterinarian may be 'on call' if the office is within a reasonable drive and a telephone is available at the Draft Test site. Otherwise, the veterinarian must be on site. First aid equipment must be available to handle injuries. A backboard is recommended. A tool made for breaking vehicle windows must be available on site.

Section 20 – Provisions for Disabled Handlers

The following provisions were approved to make it possible for more Newfoundland owners to participate in Draft Tests who may have been unable to do so in the past. As a courtesy, handlers who wish to avail themselves of these accommodations should notify the Test Committee and the judges in advance.

1. Disabled handlers should be allowed to utilize whatever devices are needed to aid their mobility, such as a cane, crutch, or wheelchair, but these devices must not be used to control the dog in any way.
2. Certified assistance dogs should be allowed to wear a med pack and/or pull handle if such equipment is worn during the normal course of duty as an assistance dog, as long as they do not interfere with the performance of the harness or draft equipment.
3. The draft equipment and harness may be modified to accommodate the handler's disability and to permit him/her to harness and hitch the dog without assistance, as long as the modified equipment is safe and comfortable for the dog.
4. A disabled person may bring an attendant, knowledgeable in assisting the handler with his/her disability, to accompany the handler on the Maneuvering and Freight Haul exercises. The role of the attendant is to assist the handler with mobility, if needed, due

to the rough or uneven terrain of the course, and to look out for the person's safety. The attendant should walk slightly behind the handler and to the side, to be in a position to provide assistance, yet out of the line of sight of the dog, and on the opposite side from the handler's official test steward. The attendant may not touch, speak to, or interact with the dog in any way.

5. The AKC Guidelines for accommodating disabled handlers in Obedience will apply for the Basic Control exercise.

Section 21 – Canceling a Test

If a Draft Test is canceled, the WDC Draft Test Applications Secretary must be notified immediately.

Section 22 – Entries of Other Breeds

It is optional for test committees to accept the entries of breeds other than Newfoundlands or mixed breeds in their test under the following conditions: the test must not be full, the judges and committee must agree to accept the entry, the entry will not be judged until after all Newfoundlands have been judged and the Newfoundland test is considered finished including bitches in season, and there must be a "volunteer" dog to participate in the Out of Sight and Freight Load and the Freight Haul since they are considered group exercises.

Chapter Two - Regulations for Performance and Judging

Section 1 – Standardized Judging

Standardized judging is of great importance, and since NCA Draft Tests occur on natural terrain, the judges may, if necessary, make minimal adaptations to the exercises to fit the available site. Judges must act in a professional, impartial, and pleasant manner in accordance with the NCA Judges' Code of Ethics. If, in the opinion of the judges, the test setup is not safe or will not adequately test a dog's and handler's abilities, the judges may disapprove of the Draft Test Committee's test setup and make suggestions for improvements. **In no instance, however, should the judges add, delete, or change any draft test requirement.**

The NCA WDC maintains a copy of the Qualifications for Draft Test Judges, and a current list of approved judges is available on the NCA website. Two judges are required to judge a Draft Test, one of which must have earned a team title. Judges utilize the NCA Draft Test Regulations and NCA Equipment Guide to support and explain their judging decisions.

Section 2 – Failed Exercises and Rejudging

During the Beginner Draft Dog and Draft Dog Divisions, judges may permit a handler to assist his/her dog in completing a failed exercise. Only gentle guidance by the dog's collar is permitted. During the Draft Dog Excellent Test, judges may not permit a handler to assist his/her dog in completing a failed maneuver, and the dog and handler must move on and continue the course.

If a dog fails a particular exercise, it will not ordinarily be re-judged. However, if, in the judges' opinion, a particular and unusual circumstance affected the dog's performance, the judges may retest the dog on the complete exercise, or portion thereof, at their discretion. If the judges retest a dog on an exercise, they should explain the reason on the Draft Test Record Form. The reason for the retesting should be announced to the spectators. Handlers should not be failed for a judge's personal ideas that are not within the regulations or equipment not set up as described in the equipment guide.

Section 3 – Dog or Person in Distress

If at any time during a Draft Test it becomes apparent to either the handler or a judge that a dog or person is in distress, the exercise will be terminated, and the dog will be recorded as failed unless the judges determine that the cause of distress is due to an unusual circumstance. In that case, the judges may permit the dog to be retested. The dog or person should be given a reasonable period of time to recover before testing resumes. If the dog or person does not recover sufficiently to continue testing without causing an unreasonable delay, the judges must mark the dog failed. If, in the judges' opinion, a handler is not showing reasonable consideration for the dog's welfare, it is within the judges' discretion to terminate the exercise

and to mark the dog as failed.

Section 4 – Draft Test Record Forms

The judges will record the pass or fail performances for each dog on the Draft Test Record Form following the conclusion of the test. Any significant comments on the judges' score sheets should be noted on the Draft Test Record Form. Handlers may view their score sheets. If the judges retain the score sheets for their own records, the Test Committee, at its option, may provide copies for the handlers.

Section 5 –Handler's and Judge's Evaluations

The Draft Test Committee will provide each handler and judge with a Draft Test Evaluation Form with the name and address of the WDC Draft Test Evaluations person. Handlers and judges should complete the form and mail or electronically submit it to the WDC Draft Test Evaluations person within two weeks. These evaluations may also be filled out electronically on the NCA website under the Draft Test page of the Working Dog section. If it is a two-day test with the same site and judges, handlers will only have to complete one evaluation. If the two-day test has different sites or at least one different judge, then handlers should complete two evaluations, one for each day. If a handler enters more than one division with different dogs, they can submit one joint evaluation if they wish. The WDC compiles information from these evaluations to send anonymous feedback to judges and Test Committees. **Please remember to complete these evaluations; they are very important.**

Section 6 – Catalog Order/Check In/Certificates

Catalog order will be determined by the order in which entries are received unless a handler requests, at the time of entry, a change due to handling two or more dogs or teams.

Handlers and dogs must exhibit in catalog order unless otherwise allowed by the judges.

It is the responsibility of each handler to be ready since judges are not required to wait for a handler. If no arrangements have been made in advance, judges may mark absent any dog or team that is not ready to be judged in catalog order.

Bitches in season are judged as stated in the Chapter 1, Section 8, "Bitches in Season."

To facilitate judging in the Beginner Draft Dog and Draft Dog divisions, handlers may be divided into groups of equal size in catalog order for the Distance Freight Haul but no more than six (6) per group. The judges may switch a handler from one group to another only for special circumstances, such as to accommodate a bitch in season. As the dogs begin the trail, judges may allow the dogs to find their position within the group according to each handler and dog's working speed. Under no circumstances should groups be divided into dogs that are passing or

have failed.

No later than 60 minutes before the start of judging the first division of the day, all handlers must check in with the Test Secretary during the advertised check-in time. The check-in and start times must be clearly specified. If a handler is not present during the advertised check-in time, they will not be judged that day. If an alternate list exists, a handler from the alternate list will be assigned the absent handler's position. If there have been changes to the entry since the test closed, such as a different handler or the dog has passed a previously entered test, the Test Secretary must be notified at the check-in time. Handlers must be sure that all the information on the Draft Test Record Form is correct before they sign it. The information on the Draft Test Record Form will be used to produce the title certificate if the dog passes the test. If the handler signs the form without telling the Test Secretary about any corrections that need to be made, there will be a $15 charge to have the title certificate corrected. If a certificate is lost or a duplicate is needed for a co-owner, there will be a $10 charge.

Section 7 – Use of Leash

All dogs at an NCA sponsored Beginner Draft Test are tested on leash unless otherwise specified in the description of an exercise. All dogs in the Draft Dog and Draft Dog Excellent divisions are tested off leash. All dogs must be held on a leash or securely confined at all times when not being tested.

In the Beginner Draft Dog division, the leash must be carried in hand, not clipped to the body or the cart. A handler and dog on leash will, for the majority of the time, have a slack leash. Any handler that continuously uses a tight leash or jerks the leash for control will fail. Continual tugging or a tight leash by either the dog or the handler during the test for a majority of the time, especially during halts, will fail. Tight leash will be defined as a leash without slack. A handler that uses the leash for corrections or stopping the dog will fail.

If, in the Beginner Draft Dog division, the handler drops the leash, except where regulations allow it, they may be marked as failed at the discretion of the judges.

Section 8 – Required Equipment

Handlers
In addition to providing a collar and leash, the handler provides the dog's draft equipment (including appropriate harness, traces, and draft apparatus for site conditions) and freight that properly fits the draft apparatus and meets the weight requirements for each division as stated in these regulations. Equipment may be shared by two (2) or more handlers or by two (2) or more dogs owned by the same handler. However, the sharing must not interfere with the safety or the timely completion of the Draft Test.

A dog entered in the test must wear a well-fitted plain buckle, slip, chain, cloth, or leather

collar. Fancy collars, special training collars, electronic collars, halter collars, GPS collars, and collars that are improperly fitted are not permitted. There shall not be anything hanging from the collar.

The harness must fit the dog. At test sites where any of the courses encompass hilly terrain, the WDC strongly recommends that a handler use a siwash-style harness for the dog's safety and efficiency in hauling. If an appropriate harness and apparatus are not used in such terrain, the judges may fail the handler for improper equipment for trail conditions.

If, at any time during the test, the equipment breaks down in a manner that could not have been anticipated by the handler, the judges will allow the handler to make an emergency repair. The repair must be made within ten (10) minutes with materials that the handler carries or carries secured and balanced in the apparatus. The handler must make the repairs without assistance from others.

Draft Test Committee Provided Test Items
The Draft Test Committee must provide the following:

- ropes, standards, or ring gates to designate the test area where needed
- handler numbers
- watches or stopwatches, clipboards and pencils or pens for judges
- markers for the distance freight haul as needed
- all required equipment for the maneuvering courses for all divisions
- two 30-pound freights for the Draft Dog Excellent division as described in the Premium List
- material to mark the ground (e.g., chalk, paint, tape, etc.)
- 15-foot non-retractable leash for the Beginner Draft Dog Recall
- scale for weighing the freight
- cell phone or two-way radios, if there is no cell signal, to take on the Freight Haul in case an emergency arises with a dog or person
- stretcher large enough to hold a Newfoundland
- basic first aid equipment
- tool made for breaking car windows
- vehicle large enough to transport a dog and handler
- an honor dog if needed for group exercises (stays and freight hauls)

Examples of Removable Obstacles include the following: gates, sawhorses, logs, branches, and highway construction cones. Obedience equipment must not be used. When deciding what Removable Obstacles to use, the Draft Test Committee should consider the types of obstacles working dogs encounter in parades, neighborhoods, the woods, and a trip to a store.

Examples of Drag Away Removable Obstacles include, but are not limited to, the following: Christmas tree, fence pole, tarp with weight on top, or log or branch. When deciding what Drag

Away Removable Obstacles to use, the Draft Test Excellent Committee should consider the types of obstacles working dogs encounter that would block a trail. The Drag Away Removable Obstacle must weigh between 10 and 25 pounds.

Prior to the beginning of the Draft Test, the judges will inspect and approve or disapprove all the equipment provided by the Draft Test Committee. The equipment must be suitable for the test site. Judges will use the NCA Equipment Guide as a reference for judging equipment.

Section 9 – Commands, Signals, and Encouragement

During the testing, a handler may give commands, signals, and encouragement to the dog by voice, arm signal or with a verbal whistle. Multiple commands and signals are permitted. When one command only is specified for an exercise, it may be a voice, hand, or simultaneous voice and hand command. A simultaneous voice and hand command is considered a single command. While a handler may encourage the dog in a pleasant upbeat manner, undue and frequent yelling, shouting or reprimands should be considered undesirable and unnecessary for a dog under control. Such behavior constitutes a failure of the exercise.

Section 10 – Praise

Physical praise and petting are encouraged between and after exercises. A handler shall not carry or offer food or toys during the exercises or in the testing area.

Section 11 – Handling Between Exercises

A dog may be guided gently by the collar between exercises in the Beginner Draft Dog and Draft Dog divisions but not in the Draft Dog Excellent division. No other physical guidance is permitted and will result in a failure. This includes body blocking or use of the handler's knees or legs to control the dog.

Section 12 – Familiarization with the Test Courses

The test will begin ten (10) minutes after the close of check-in with familiarization and walkthrough of the course. Each division will begin with a familiarization period. Each familiarization period will have a suggested 30-minute time period at the judges' discretion for walkthrough of the course. This will be followed by handlers' questions and judges' instructions.

(For example, if the Beginner Draft Dog walkthrough is at 8:00 a.m., judges meet with Beginner Draft Dog handlers at 8:30 a.m., judges meet with Beginner Draft Dog stewards at 8:45 a.m., and the first dog begins with basic control at 9:00 a.m. The Draft Dog walkthrough will begin ten (10) minutes after the last Beginner Draft Dog freight haul and is followed by judges' briefing for Draft Dog handlers and the Draft Dog stewards briefing. The Draft Dog Excellent division walkthrough will begin ten (10) minutes after the end of the last Draft Dog freight haul.)

At least three (3) stewards must be available to walk handlers on the Distance Freight Haul course and to monitor the test areas. Handlers may walk the course with their dogs on leash, but not hitched to an apparatus. Dogs must not be allowed to urinate on the walk through of the maneuvering course. Handlers will not be permitted to walk the Maneuvering or Distance Freight Haul courses after this time period.

Section 13 – Interference and Double Handling

Double handling or interference is not permitted. If a judge notices assistance or interference while a handler and dog are testing, the judge must act promptly to stop the double handling or interference. If the circumstances warrant (in the judges' opinion), the judges shall mark the dog failed for the exercise for which aid was received.

Section 14 – Complaints and Discipline

Complaints against judges, handlers, or members of the test-giving committee will be dealt with according to the NCA Working Dog Grievance Procedures. The Test Committee is required to have copies of these procedures with the approved Report of Alleged Infraction (ROAI) form at the Draft Test. Any person attending a Draft Test may obtain a copy of the NCA Working Dog Grievance Procedures and ROAI forms from the Draft Test Chairperson. All complaints must be filed with the Draft Test Chairperson within thirty (30) minutes of the end of the test. The WDC and the NCA Working Dog Grievance Procedures are also available on the NCA website.

Section 15 – Qualifying and Non-Qualifying Performance

A dog's ability to perform assigned tasks with its handler is the primary quality emphasized in a Draft Test. In addition, judges must consider a dog's willingness and smoothness of performance. A dog that willingly completes each task within a reasonable time period and without physical assistance should be marked as passed.

To earn a title, both judges must pass the dog and handler on all exercises in the Beginner Draft Dog, Draft Dog, Team Draft Dog, Draft Dog Excellent or Team Draft Dog Excellent division.

The judges will inform handlers if they pass or fail at the completion of each series of exercises as follows:

For Beginner Draft Dog and Draft Dog/Team Draft Dog:

- Basic Control after Recall
- Harnessing, Hitching, Equipment Check after handler's completion of the exercise
- Maneuvering Course, Basic Commands after handler's completion of the course
- Freight Load and Group Stay after Group Exercise (Beginner Draft Dog)
- Freight Load and Out-of-Sight Stay after Group Exercise (Draft Dog)
- Distance Freight Haul after Group Exercise

For Draft Dog Excellent/Team Draft Dog Excellent:

Maneuvering Course after Handler's completion of the exercise

Judges will mark handlers failed during any portion of the test for the following:

Failures Common to All Exercises in BDD and DD/TDD:

1. Any handler not signing in at the appointed time.
2. A dog is not under the handler's control. If, at any time, the dog is deemed to be "out of control," in the judges' opinion, the judges may fail the dog and request that, to continue, the dog perform the rest of the test on leash.
3. The handler physically impedes the dog's movement in any direction or to enforce a halt (Verbal and hand directions are permitted as long as given from a distance and position that does not physically impede the dog's movement.).
4. A dog fails to stop when directed to do so. A stop is defined as: the dog and handler will cease forward motion with the dog taking no more than three steps after the first command is given without a tight leash (if applicable) and without impeding the dog.
5. A handler yells at his/her dog frequently to maintain control of his/her dog.
6. A handler abuses the dog or fails to show consideration for the dog's welfare.
7. The dog upsets the draft apparatus.
8. The handler or dog violates specific test site regulations.
9. The handler uses his/her body to block the forward motion of the dog.
10. The handler can choose to work in front of, behind, or on either side of the dog and apparatus at any time. However, a handler should work within six (6) feet of the dog for the majority of the time. A handler who consistently works farther away than six (6) feet of their dog may be failed.
11. The dog leaves the test area while being tested. The dog is then disqualified and will not continue with the exercise or in the test.
12. In the Beginner Draft Dog division, any handler that continuously uses a tight leash or jerks the leash for control. Continual tugging or a tight leash by either the dog or the handler during the test for a majority of the time, especially during halts, will fail. Tight leash will be defined as a leash without slack. A handler that uses the leash for corrections or stopping the dog will fail. If, in the Beginner Draft Dog division, the handler drops the leash at any time when required to hold it, they may be marked as failed at the discretion of the judges. Care should be taken by the handler to ensure that the leash is not dropped during testing except where regulations allow it.
13. In the Beginner Draft Dog and Draft Dog/Team Draft Dog divisions, the dog refuses to move the apparatus when told to do so (30 second time limit).
14. A dog urinates while being tested (except during the freight haul when it will be limited to one occurrence).
15. A dog defecates while being tested (except during the freight haul when it will be limited to one occurrence and the handler must clean up appropriately).
16. Dog leaves test area before being put on leash at the end of testing in the Draft Dog and Team Draft Dog divisions.

Chapter Three - Beginner Draft Dog Division Exercises

Section 1 – Basic Control

All dogs entered in the Beginner Draft Dog division must perform Basic Control. The Beginner Draft Dog division performs Basic Control on a loose leash.

The handler and dog are tested to verify the handler's control over the dog on leash before they are attached to an apparatus. Unlike AKC Obedience Trials, however, no point system exists, and handlers are permitted to talk to and encourage their dog during the exercises where permitted.

Prior to the official beginning of the exercise, the handler will bring the draft equipment, including the harness, to the steward assigned to the test area. The steward will place the draft apparatus with the harness in the test area according to the judges' instructions.

Basic Control will be performed in a designated area marked off as part of the Harnessing and Hitching area. There are two parts to Basic Control: Controlled Walking and a Recall. The only sit required in Basic Control is at the start of the Recall exercise. One judge will call the commands, but both judges mark the dog and handler's performances. The dog may be guided gently by the collar between exercises. Extra hand signals, voice commands, and praise are acceptable on the motion exercises.

If the dog leaves the marked test area at any time during Basic Control, it is a disqualification. If a dog is disqualified, the dog will not be allowed to continue in the test and may not finish the exercise. If the handler grabs the dog to prevent the dog from leaving the test area, it is a failure but not a disqualification.

Controlled Walking



The handler will enter the test area on a loose leash when directed to do so by the judges and proceed to a designated marker (cone, flag, post) near the apparatus.

Controlled Walking should be done in a relatively straight line from marker to marker. The dog must walk with the handler in response to the commands given and must remain within four feet of the handler and on a loose leash the majority of the time. The handler must not touch the dog but may command and encourage the dog. The dog is not required to remain in any particular position but must remain within four (4) feet of the handler the majority of the time. The dog does not have to sit at any time during this exercise, however, before the exercise begins, the handler may GENTLY place the dog into a sit if they so choose.

One judge will state, "This is controlled walking, are you ready?" If the handler indicates that he/she is not ready to begin, he/she can take the dog gently by the collar and take a few seconds to reposition or refocus the dog and then indicate to the judge that they are ready. When the handler indicates that he/she is ready to begin, he/she must remove his/her hand from the collar. The judge will give a command to move forward. The handler and dog will move forward, using a loose leash, in a relatively straight line toward the marker that is 60 feet away where the judge will give a command for an about turn. After the about turn, the handler and dog will continue forward sixty feet to the original marker where the judge will give a command to halt. At some point during the Controlled Walking pattern, the judge will give an additional halt command which will be in the same location for all dogs. Once the dog and handler have reached the original marker and halted, the judge will indicate "exercise finished." The handler may then take the dog gently by the collar and set up for the recall.

If the dog leaves the four (4) foot area around the handler during Controlled Walking, it must return to the handler within twenty (20) seconds of leaving the four (4) foot radius. If the dog does not return to the handler within twenty (20) seconds or leaves the ring, it will be a disqualification and the dog will not be allowed to continue in the test. Dogs must be called back to the four (4) foot radius and not pulled back with the leash.

Principal Parts of the Exercise

1. The dog will respond to his/her handler's commands and walk in a controlled manner.
2. The dog will walk within four (4) feet of the handler the majority of the time.
3. The leash must remain loose the majority of the time.

Failing Performance

1. Dog walks beyond four (4) feet of the handler for the majority of the time.
2. Handler must constantly adapt to the pace of the dog.
3. Dog is considered out of control by the judges.
4. Dog must be physically handled by the handler during controlled walking.
5. The dog refuses to accompany the handler.
6. The dog urinates or defecates in the test area.

7. The handler grabs the dog to prevent it from leaving the test area.
8. The leash is used to keep the dog in the four (4) foot radius or from leaving the test area.
9. The leash is tight the majority of the time.

Recall

The recall will be performed following Controlled Walking. The handler may gently hold the dog by the collar to prepare the dog to start at the marker where Controlled Walking finished near the apparatus. Once the dog is in position, the leash steward will bring the fifteen (15) foot leash to the handler and exchange it for their own six (6) foot leash. The handler should attach the fifteen (15) foot leash to the dog's collar and give the six (6) foot leash to the steward. The judge will state "This is the Recall exercise, are you ready?" If the handler indicates that he/she is not ready to begin, he/she can take a few seconds to reposition or refocus the dog and then indicate to the judge that he/she is ready. When the handler indicates that he/she is ready to begin, he/she must remove his/her hand from the collar.

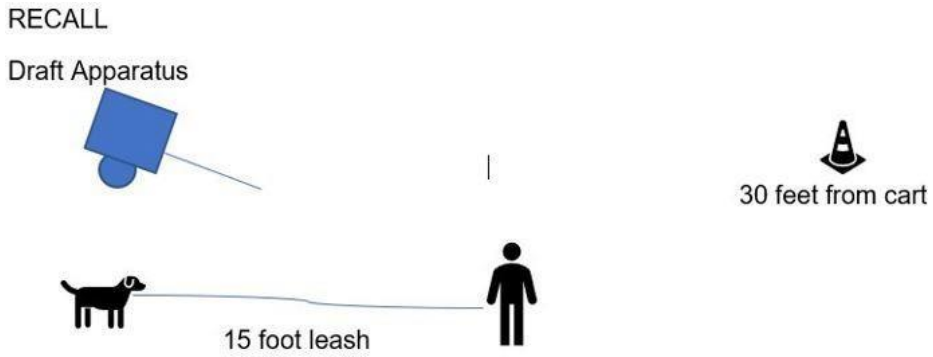

The judge will instruct the handler to "Sit your dog" (handler may GENTLY place dog into a sit) and will ask, "Are you ready?" The judge will then instruct the handler to "Leave your dog." The handler must give only one (1) stay command. The stay command can be given by both voice and hand simultaneously. The dog must stay in a sit until called by the handler. The handler will walk to near the end of the leash and turn to face the dog with some slack in the leash. The judge will instruct the handler by voice or hand signal to call the dog. A signal, verbal command, or simultaneous commands may be used to call the dog. The dog must respond within ten (10) seconds. Extra hand signals and vocal commands are allowed after the dog begins to move. The dog will come close enough to be touched by the handler and should sit, but is not required to sit, facing the handler. The judge's commands to the handler are "Sit your dog," "Leave your dog," "Call your dog," and "Exercise finished" (The dog is not required to finish). The handler can choose to leave the line on the ground as the dog recalls or collect it up as the dog comes to the handler as they prefer. The steward will return with the six (6) foot leash. The steward will exchange the six (6) foot leash for the fifteen (15) foot leash at this time. The handler may then take the dog gently by the collar, pat and praise the dog, and prepare for the next exercise, harnessing and hitching.

If the dog does not go directly to the handler or remains more than four (4) feet away from the handler or does not return to the handler within twenty (20) seconds of being called, it will fail.

Principal Parts of the Exercise

1. The dog will remain in place in a sit until called by the handler. "Stay" may be both verbal command and/or signal as long as they are given simultaneously.
2. The dog will respond within ten (10) seconds.
3. The dog will come directly to the handler and stop within four feet of the handler. Directly does not necessarily mean in a straight line, and the dog may arc.

Failing Performance

1. Handler gives more than one (1) “Stay” command or more than one (1) “Come” command (Hand signals and voice commands must be given at the same time to be considered “one command.”).
2. Dog does not stay in place in a sit.
3. Dog does not respond to the first “Come” command within ten (10) seconds.
4. Dog does not go to the handler.
5. Dog goes to the handler but remains out of reach.
6. Dog urinates or defecates in the test area.
7. The handler grabs the dog to prevent it from leaving the test area.
8. The handler uses leash corrections to get the dog to move, come to him/her, or to keep the dog within the test area.

Section 2 – Harnessing, Hitching, and Equipment Check

A Draft Test demonstrates cooperation between the handler and dog. Since a handler's draft work knowledge and abilities are essential to draft work, the judges evaluate a handler’s knowledge and ability to select the correct equipment for the dog, site, and conditions, and to use the equipment properly. It is critical that a handler understand the equipment and its correct fit, since the dog has no recourse if the equipment is poor. The equipment includes the harness, draft apparatus, freight, and any traces or tack required. The same equipment must be used for the duration of the test. All equipment to be used by a handler at a draft test must be thoroughly inspected by the judges for suitability. Equipment must be checked on each day of testing prior to the start of each test even if using the same equipment as the day before. Once inspected, substitutions are not permitted without the judges’ approval.

Using the equipment provided by the handler, the handler harnesses and hitches the dog in this exercise. This exercise is performed on leash. A handler may touch the dog only as required to harness and to hitch the dog but may not touch to discipline. The dog can be gently guided by the collar and gently assisted into position for harnessing and hitching. The dog must demonstrate willingness to be harnessed and hitched to the draft apparatus. The judges should touch the dog and equipment as necessary for checking for appropriate fit and balance. Once

checked, equipment may not be substituted, and the handler must use the approved equipment throughout the remainder of the test.

The equipment must remain in safe working condition throughout the Draft Test. Consequently, the judges may fail improper or unsafe equipment during the scheduled Equipment Check or at **any time** during the remainder of the test.

After completing the Recall exercise, the dog and handler will then walk on a loose leash to a spot within six (6) feet of either the front or the side of the cart, wherever the handler chooses, to begin harnessing. The judges will ask the handler if they are ready to begin Harnessing and Hitching. This must be done on leash. When the handler indicates they are ready, the judges instruct the handler to harness and hitch his/her dog. The handler may instruct the dog to cooperate for harnessing and hitching. The dog must remain within six (6) feet of the handler and cart during this time. The leash may be unclipped and reclipped to the dog as needed to facilitate harnessing at the handler's discretion. As needed, the handler can place the leash on the ground briefly, drape it over the dog briefly, or unclip it briefly to facilitate harnessing. The dog should remain leashed a majority of the time, and the handler should hold on to the leash by hand when practical to do so and pick it back up when harnessing is complete.

Next, the handler hitches the dog to the draft apparatus by either telling the dog to stay and bringing the apparatus to the dog or instructing the dog to accompany him/her to the apparatus. When the dog is completely hitched, the judges will indicate that the dog and handler are to move to a pre-determined location (at least twenty (20) feet ahead) and stop. As the dog and handler move forward, the judges observe the equipment to verify that the equipment works safely, efficiently, and in harmony with the dog's anatomy during the forward motion and during braking. When the dog and handler have stopped at the designated location, a judge calls the exercise finished. At this time, the handler may hold the dog gently by the collar while the judges go over the equipment. The judges will go over the equipment to be sure that it fits, is adjusted correctly, and is balanced.

Judges instruct the handlers through the exercise using such commands as: harness your dog, hitch your dog, move forward to the next position and halt, exercise finished.

Principal Parts of the Exercise

1. Dog must be under control and kept on a loose leash which the handler holds in their hand. A loose leash is defined as one which has slack when carried by the handler and clipped to the dog.
2. A sense of teamwork and cooperation with harnessing and hitching is required.
3. Handler leaves the dog in a stand, sit or down position (handler's choice) anywhere in the six (6) foot area next to or in front of the cart, facing any direction and instructs the dog to stay.
4. As needed, the handler can place the leash on the ground briefly, drape it over the dog briefly, or unclip it briefly to facilitate harnessing. The dog should remain leashed a

majority of the time, and the handler should hold on to the leash by hand when practical to do so and pick it back up when harnessing is complete.

5. Dog cooperates with handler for harnessing.
6. Dog cooperates for hitching.
7. Handler and hitched dog move forward and indicate readiness to proceed.
8. Handler demonstrates that the equipment performs safely and efficiently when in motion and when braking.
9. Judges inspect equipment, which must fit correctly, be in good working condition, properly balanced, safe, and appropriate for the test site and dog.
10. Handler uses equipment correctly and appropriately during the remainder of the test.

Failing Performance

1. Continual tugging or a tight leash by either the dog or the handler during the exercise, especially during halts, will fail. Tight leash will be defined as a leash without slack. A handler that uses the leash for corrections or stopping the dog will fail.
2. Handler physically guides dog during the exercise, with the exception of the necessary physical contact required to harness and to hitch the dog.
3. Dog refuses to accompany handler to harnessing or hitching area.
4. Dog leaves location.
5. Dog is uncooperative (walks away, refuses to obey handler's commands) during harnessing.
6. Dog is uncooperative during hitching.
7. Handler does not properly harness or hitch the dog to the apparatus.
8. Harness does not fit correctly.
9. The hitch is unsafe.
10. Apparatus is not properly balanced.
11. Equipment is poorly designed or in need of repair.
12. Draft equipment selected by handler is inappropriate for site.
13. Equipment breaks in a manner that could not be anticipated and cannot be repaired by handler without assistance within ten (10) minutes.

Section 3 – Maneuvering Course and Basic Commands

The Draft Test Committee sets up and clearly marks a maneuvering course that includes as many natural features as possible. The judges will verify that the course meets test criteria. If necessary, the judges may modify the course so that it adequately tests the handler and dog's maneuvering abilities. The course must cover at least 150 yards and include the following:

1. Two 360-degree circular patterns, one in each direction.
2. A minimum of two broad curves, one in each direction.
3. A halt.

   At an appropriate location along the maneuvering course, and independent of all other obstacles, the judges will command the handler and dog to halt.

4. A back up.

   A back up area must be designated. No chutes or barriers should be used. The dog must complete the back up within forty-five (45) seconds of the handler's first command. Draft apparatus with wheels must move at least three (3) feet, without varying more than 90 degrees to either side.

5. Two narrow areas six (6) or more feet long, preferably one low to the ground (e.g., logs) and one solid narrow area a minimum of three (3) feet high (e.g., stacked bales of hay), one of which must be adjusted for each dog. Anything that any part of the dog's apparatus may get caught in should be avoided (e.g., safety fencing, rolled bamboo fence, etc.). The adjustable narrows will be eighteen (18) inches wider than the widest point of each dog and apparatus. The fixed, non-adjustable narrows, and any other narrow areas, will be 24 inches wider than the widest dog/apparatus entered.
6. Removable obstacle.

   At the removable obstacle, the dog stops and waits (handler instructions allowed) for the handler to move the obstacle (the handler may place the leash on the ground or drape it over the back of the dog to move the obstacle). The dog waits until the handler picks up the leash and proceeds through the obstacle. The handler does NOT replace the obstacle and continues on the course.

7. Ninety-degree turns; at least one to the left and one to the right.

   The purpose of the ninety-degree turns is to demonstrate the team's ability to maneuver around tight corners.

   The turns are to be set precisely. The inside barrier of the turn may be of any type of material at the club and judges' discretion, but each leg must be at least four (4) feet long, straight, and the two legs must be set at a 90-degree angle. The outside barrier must be a highly visible line at least two (2) inches wide and smooth with the ground surface (examples: spray-on field marking chalk, parking lot spray-on line paint, duct tape stuck to surface, tennis court marking tape, etc.). The outside barrier line is to be set so that the lane formed by the two barriers is 36 inches wide from the lane side of the inside barrier to the lane side of the outside marking (See photo and diagram below).



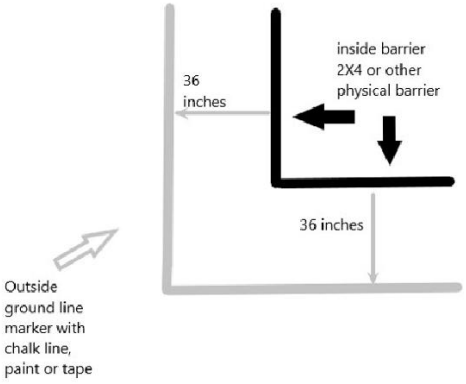

The turn is to be performed while keeping the rear most, inside wheel of the apparatus within the lane. The handler, dog and other parts of the apparatus may be outside of the lane to allow for different sized apparatus and hitches, as well as the handler working in front of, beside, or behind the dog and apparatus. Handlers may stop the dog at any point or turn in one sweeping movement.

a. The handler directs the dog to pull through the turn.
b. The dog follows the handler's directions and makes the turn honoring the inside barrier while keeping the inner rear most wheel within the 36-inch lane throughout the maneuver (turn).

Bumps Related to Turns

a. The inner barrier should not be touched by the dog or any part of the apparatus. Touching the inner barrier shall be considered a bump. If the dog or apparatus crosses, damages, or moves the barrier out of position, it shall be considered a failure of the maneuver.
b. The inside rear wheel is the only part of the team which should be judged regarding the outer line marking. Touching or being on the line shall be considered a bump. Crossing the line completely or riding on the line shall be considered a failure of the maneuver.

Failing Performance Related to Turns includes failures common to all exercises and failure to honor the inside barrier as noted in "bumps related to turns."

If a four-wheel wagon is used in BDD competition, only the back inside wheel will be judged with respect to the 90-degree turns. For other acceptable types of apparatus used, the judges will evaluate the 90-degree turns with only the rear inside quarter of the apparatus that touches the ground.

At the beginning of the maneuvering course, the judges tell the handler and dog to take the course. The handler, with the dog on leash and hitched to the draft apparatus, hauls forward at a normal working speed unless commanded otherwise by the judges. There are no time constraints for traversing the course as long as the dog continues to work. If the dog stops pulling at any point along the test route, the handler has thirty (30) seconds to get the dog moving again. At the judge's discretion, repeated episodes of failing to respond to the handler's commands may constitute a failure.

The handler may work in front of, beside, or behind the dog, or any combination of these positions. The handler may not impede the dog's forward movement at any time. This includes stepping in front of a dog to enforce a halt command or stepping in front of a dog that tries to change direction against the handler's command. Handlers may stop the dog at any point before turning or turn in one sweeping movement. Judges will allow a light freight if it significantly improves apparatus stability.

If a dog's apparatus bumps an object (e.g., tree or narrow area) and the dog obeys the handler's commands in dislodging it, the judges will pass the dog. However, if this happens more than four (4) times, the judges will fail the dog. The dog will also fail the exercise if the dog damages

the objects or apparatus. Continuous contact with an obstacle translates to bump, after bump, after bump and will fail.

The handler may not touch the draft apparatus unless permission is granted by the judges.

Principal Parts of the Exercise

1. With the dog harnessed and hitched to the draft apparatus, the handler directs the dog to pull through the maneuvering course.
2. The dog follows the handler's instructions to turn, halt, and back as directed by the judges.

Failing Performance

1. Continual tugging on a tight leash by either the dog or the handler during the exercise, especially during halts, will fail. Tight leash will be defined as a leash without slack. A handler that uses the leash for corrections or for stopping the dog will fail.
2. Handler impedes the dog's forward movement by moving in front of the dog to enforce a halt command.
3. Handler touches dog or apparatus without judges' permission.
4. Dog refuses to accompany handler.
5. Dog does not obey commands given by handler.
6. Dog or apparatus bumps objects or handler more than four (4) times in total.
7. Dog refuses to back the required distance within forty-five (45) seconds on command.
8. Dog tries to pass removable obstacle without waiting for handler to move it.
9. Dog upsets draft apparatus.
10. Dog refuses to move the draft apparatus when told to do so within the thirty (30) second time limit.
11. Equipment breaks in a manner that could not be anticipated and cannot be repaired by the handler without assistance within ten (10) minutes.
12. Any other failures common to all exercises.

Section 4 – One-Minute Stay and Freight Load

When all dogs have completed the Maneuvering Course (with the exception of bitches in season), the judges will announce the time for the first group of dogs to be ready for the One-Minute Stay exercise. Handlers will have their dogs harnessed and hitched and ready for that time. The One-Minute Stay and Freight Load exercise will be tested as a group exercise, with a maximum of six (6) handlers at a time. This exercise is divided into two (2) parts as follows:

Part A – One-Minute Stay

Handlers will have their dogs harnessed and hitched, spaced at least four (4) feet apart in catalog order, and in the position in which they would prefer to leave them prior to the beginning of the exercise. Timing will begin when the judge instructs the handlers to "leave

their dogs." Following the judge's instruction, the handler will instruct their dog to stay in a stand, sit or down position and go to the end of their leash for one (1) minute. The dog may shift position (e.g., go from a sit to a down) but may not significantly move the apparatus forward or backward, other than the motion that occurs from a change in position. The steward assigned to the handler for the Distance Freight Haul Exercise will be stationed behind the handler's cart for safety while the handler is at the end of the leash. After the handlers return to their dogs at the conclusion of the one (1) minute stay (the handlers do not have to go around the dog and cart and may return directly to heel position), the judges will indicate that Part A of the exercise has been completed. The handlers are permitted to gently pet and praise their dogs at this time until it is their turn to load their freight, but not physically handle the dog. They must remain in the area for Part B of the exercise.

Part B – Freight Load

The judges will watch each individual handler, in catalog order, load and secure the freight in the apparatus. The handler must select an appropriate freight for the apparatus and the dog within the following guidelines:

Five to ten (5-10) pounds for a travois.
Five to fifteen (5-15) pounds for a sled or toboggan.
Ten to twenty (10-20) pounds for a wheeled apparatus.

A steward will weigh any non-standardized freight. At the judges' discretion, the steward may be asked to weigh any of the freight. If the freight is too light when weighed, the handler may add to the freight to reach the minimum weight.

The handler will provide the freight for the apparatus. With the leash still on the dog, the handler must secure the freight so that it does not shift when the apparatus moves. The handler must place and secure the freight into or on the draft apparatus. The judges should grant an exception and permit assistance for loading only, if requested by the handler. **The freight must be physically secured by the handler and not just set in.** The dog remains leashed, and the handler may place the leash on the ground or drape it over the back of the dog while loading their freight. Once the freight is secure in the cart, the handler must pick up the leash again. The judges will check that the freight is appropriate for the dog, apparatus, and the site conditions **and that it is balanced and secured in cart**. Any additional items added to the apparatus prior to or during the freight haul are considered freight (e.g., water container, water bowl, tool kit, leash, etc.) and must be secured and balanced. Once the judge indicates exercise finished, the handler may again gently pat and praise the dog. Animals or people may not be used as freight. Factory sealed containers of pet food may be used if the seal has not been broken.

After the judges have observed each handler load and secure the freight in the apparatus, they will watch the dogs and handlers move individually in catalog order, on leash, to the beginning of the distance freight haul area as they watch for balance and shifting of the freight.

Principal Parts of the Exercise

1. The handlers leave their dogs, harnessed, and hitched to an apparatus, and go to the end of the leash for one (1) minute.
2. The handler selects a comfortable working freight for the dog and apparatus.
3. The handler loads and secures the freight in the apparatus.
4. Judges observe that the freight is balanced and secured safely during movement.

Failing Performance

1. During the one (1) minute stay, the dog moves the apparatus a significant distance forward or backward.
2. Handler overloads the dog's apparatus.
3. Handler must reduce or re-balance the freight after the dog begins to pull.
4. Handler physically touches or guides the dog unnecessarily during loading.
5. Dog refuses to move loaded draft apparatus while keeping the leash loose.
6. Freight becomes unbalanced or loose during loading or at any time during the remainder of the test.
7. Freight is too heavy for the dog or unbalanced.
8. Freight is not secured.
9. The dog is improperly harnessed or hitched.
10. Handler has a tight leash the majority of the time during the exercise.

Section 5 – Distance Freight Haul

The Distance Freight Haul is a group exercise with a maximum of six (6) handlers per group. Each dog will haul a loaded apparatus on a course that is at least one-half (1/2) mile in length. Each handler and dog will start the course in **catalog order** (refer to Chapter Two Section 6, "Catalog Order") with an assigned steward. As the dogs begin the trail, judges may allow the dogs and teams to find their position within the group according to each handler and dog's working speed. Each handler and dog must be within sight of at least one judge at all times. One judge should stay with the faster dogs in the group and the other judge should stay with the slower dogs in the group and switch places at the halfway point. Per judges' instructions, the two lead stewards will set and maintain a pace that the dogs and handlers will follow.

The course may have natural obstacles (bends in the trail, trees, potholes, etc.) that are native to the test area, including wildlife. Each dog will pull the freight that has been loaded and secured during the Freight Load Exercise. As long as the dog works, there is no time limit. If the dog stops pulling at any point along the test route, the handler has thirty (30) seconds to get the dog moving again while keeping the leash loose. At the judges' discretion, repeated episodes of failing to respond to the handler's commands may constitute a failure.

With the judges' permission, a handler may stop the dog at the side of the course to rest briefly. At that time, the judges may allow other dogs in the group to pass. If other situations

arise, such as ice balls in paw pads during a winter draft test, the handler may request permission from the judges to stop and attend to the situation. Judges may allow a break so that the handlers may offer the dogs water.

With the judges' permission, a handler may touch the draft apparatus in order to lift it over an obstruction such as a curb.

The dog will be on a loose leash for the entire freight haul. The handler may work in front of, beside, or behind the dog, or any combination of these positions as the leash allows. The handler may not impede the dog's forward movement at any time. This includes stepping in front of a dog to enforce a halt command, stepping in front of a dog that tries to change direction against the handler's command, and a tight leash a majority of the time. If a team has multiple minor bumps or a major collision during the freight haul, judges should use their discretion as to whether the team is out of control or demonstrating a lack of teamwork and should be failed.

At the completion of the Distance Freight Haul, the handler will wait in the designated unhitching area until all dogs, and both judges, have returned. The judges will instruct the handlers to unhitch their dogs in the order in which they returned to the unhitching area and will verify that the dog cooperates with the handler while being unhitched from the draft apparatus. Once the dog is unhitched, a judge will state that the exercise is finished. With the permission of a judge, the handler may unload the freight before unhitching.

Principal Parts of the Exercise

1. Dog hauls a loaded draft apparatus a distance of at least one-half (1/2) mile on a loose leash, with the handler, in a group of two (2) to six (6) teams of dogs and handlers.
2. Dog must be under handler's control and remain behind the lead stewards.
3. Dog cooperates with its handler for unhitching from the apparatus.

Failing Performance

1. Handler has a tight leash the majority of the time.
2. Handler physically touches the dog or apparatus during the exercise without the judges' permission.
3. Handler must alter the freight on the course because it has become too heavy or unbalanced.
4. A portion of the freight that was not adequately secured comes loose or falls out of the apparatus.
5. Handler impedes the dog's forward movement by moving in front of the dog or otherwise physically impeding the apparatus to enforce a halt command.
6. Dog refuses to move loaded draft apparatus within thirty (30) seconds when told to do so.
7. Dog bumps lead stewards or overruns and tries to pass lead stewards.
8. Dog cannot comfortably or safely move the loaded draft apparatus the full length of the

course.
9. Dog bumps handler who chooses to work in front of his/her dog.
10. Dog does not cooperate during unhitching.
11. Equipment breaks and cannot be repaired in ten (10) minutes.

Section 6 – Intriguing Distraction

If a naturally occurring intriguing distraction appears during the Maneuvering Course and Basic Commands or Distance Freight Haul exercises, the dog's reaction will be judged. The dog may stop what it is doing or shift its position to watch but may not divert from the course. To give the dog time to respond to the handler's stop command, the dog may move two or three steps toward or away from the distraction. If the dog stops to watch the distraction, the handler should encourage the dog to proceed when appropriate to do so.

Principal Parts of the Exercise

1. A naturally occurring intriguing distraction may appear near the working dog during a moving exercise.
2. The dog may stop and notice the distraction but may not pursue the distraction.
3. The handler redirects the dog, and the dog continues with the exercise.

Failing Performance

1. Handler physically touches or guides the dog during the occurrence.
2. Dog changes direction and moves more than two or three steps toward the distraction.
3. Dog flees from the distraction.
4. Dog barks more than a few times or refuses to stop barking when instructed by the handler.
5. Dog refuses to resume the course after the distraction passes (within 30 seconds).
6. Handler uses the leash for correction or tightens the leash to guide the dog away from the distraction.

Chapter Four Draft Dog Division Exercises

Section 1 – Basic Control

All dogs entered in the Draft Dog division must perform Basic Control. The Draft Dog division performs Basic Control off leash.

The handler and dog are tested to verify the handler's control over the dog before they are attached to an apparatus. Unlike AKC Obedience Trials, however, no point system exists, and handlers are permitted to talk and to encourage their dogs during the exercises where permitted.

Prior to the official beginning of the exercise, the handler will bring the draft equipment, including the harness, to the steward assigned to the test area. The steward will place the draft apparatus with the harness in the test area according to the judges' instructions.

Basic Control will be performed in a designated area marked off as part of the Harnessing and Hitching area. There are two parts to Basic Control: Controlled Walking and Recall. The only sit required in Basic Control is at the start of the Recall exercise. One judge will call the commands, but both judges mark the dog and handler's performances. The dog may be guided gently by the collar between exercises. Extra hand signals, voice commands, and praise are acceptable on the motion exercises.

If the dog leaves the marked test area at any time during Basic Control, it is a disqualification. If a dog is disqualified, the dog will not be allowed to continue in the test and may not finish the exercise. If the handler grabs the dog to prevent the dog from leaving the test area, it is a failure but not a disqualification.

Controlled Walking

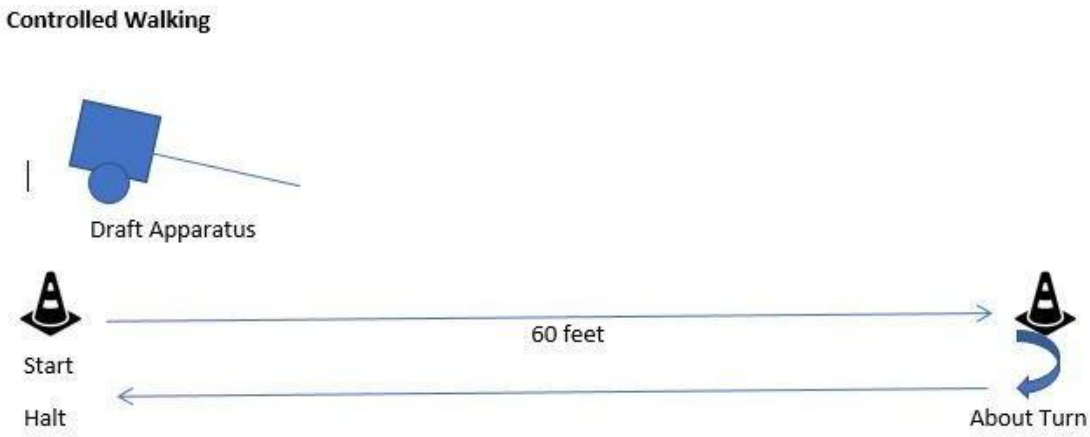

A steward will take the leash at the edge of the test area. The handler may take the dog gently by the collar and enter the test area off leash, when directed to do so by the judges, and

proceed to a designated marker (cone, flag, post) near the apparatus.

Controlled Walking should be done in a relatively straight line from marker to marker. The dog must walk with the handler in response to the commands given and must remain within four (4) feet of the handler the majority of the time. The handler must not touch the dog but may command and encourage the dog. The dog is not required to remain in any particular position but must remain within four (4) feet of the handler the majority of the time. The dog does not have to sit at any time during this exercise, however, before the exercise begins, handlers may GENTLY place the dog into a sit if they so choose.

One judge will state, "This is controlled walking, are you ready?" If the handler indicates that he/she is not ready to begin, he/she can take the dog gently by the collar and take a few seconds to reposition or refocus the dog and then indicate to the judge that they are ready. When the handler indicates that he/she is ready to begin he/she must remove his/her hand from the collar. The judge will give a command to move forward. The handler and dog will move forward in a relatively straight line toward the marker that is 60 feet away where the judge will give a command for an about turn. After the about turn the handler and dog will continue forward sixty feet to the original marker where the judge will give a command to halt. At some point during the Controlled Walking pattern the judge will give an additional halt command which will be in the same location for all dogs. Once the dog and handler have reached the original marker and halted, the judge will indicate "exercise finished." The handler may then take the dog gently by the collar and set up for the recall.

If the dog leaves the four (4) foot area around the handler during Controlled Walking, it must return to the handler within twenty (20) seconds of leaving the four (4) foot radius. If the dog does not return to the handler within twenty (20) seconds or leaves the ring, it will be a disqualification, and the dog will not be allowed to continue in the test.

Principal Parts of the Exercise

1. The dog will respond to his/her handler's commands and walk in a controlled manner.
2. The dog will walk within four (4) feet of the handler the majority of the time.

Failing Performance

1. Dog walks beyond four (4) feet of the handler the majority of the time.
2. Handler must constantly adapt to the pace of the dog.
3. Dog is considered out of control by the judges.
4. Dog must be physically handled by the handler during controlled walking.
5. The dog refuses to accompany the handler.
6. The dog urinates or defecates in the test area.
7. The handler grabs the dog to prevent it from leaving the test area.

Recall

The recall will be performed following Controlled Walking. The handler may gently hold the dog by the collar to prepare the dog to start at the marker where Controlled Walking finished. The judge will state, “This is the Recall exercise, are you ready?” If the handler indicates that he/she is not ready to begin, he/she can take a few seconds to reposition or refocus the dog and then indicate to the judge that they are ready. When the handler indicates that he/she is ready to begin he/she must remove his/her hand from the collar.



The judge will instruct the handler to "Sit your dog" (handler may GENTLY place dog into a sit) and will ask, "Are you ready?" The judge will then instruct the handler to "Leave your dog." The handler must give only one (1) stay command. The stay command can be given by both voice and hand simultaneously. The dog must stay in a sit until called by the handler. The handler will walk to the designated marker thirty (30) feet away, turn, face the dog, and remain in place until the exercise is finished. The judge will instruct the handler by voice or hand signal to call the dog. A signal, verbal command, or simultaneous commands may be used to call the dog. The dog must respond within ten (10) seconds. Extra hand signals and vocal commands are allowed after the dog begins to move. The dog will come directly to the handler and stop within four (4) feet of the handler. Directly does not necessarily mean in a straight line, and the dog may arc. The judge's commands to the handler are "Sit your dog," "Leave your dog," "Call your dog," and "Exercise finished (The dog is not required to finish). The handler may then take the dog gently by the collar, pat and praise the dog, and prepare for the next exercise, harnessing and hitching.

If the dog does not go directly to the handler or remains more than four (4) feet away from the handler or does not return to the handler within twenty (20) seconds of being called, it will fail. If the dog runs around the test area and does not return to the handler within twenty (20) seconds of being called, or leaves the test area, it will be a disqualification, and the dog will not be allowed to continue in the test.

Principal Parts of the Exercise

1. The dog will remain in place in a sit until called by the handler. "Stay" may be both verbal command and/or signal.
2. The dog will respond within ten (10) seconds.
3. The dog will come directly to the handler and stop within four (4) feet of the handler. Directly does not necessarily mean in a straight line, and the dog may arc.
4. The handler will remain in place until the exercise is complete.

Failing Performance

1. Handler gives more than one (1) “Stay” command or more than one (1) “Come” command (Hand signals and voice commands must be given at the same time to be considered “one command.”).
2. The dog does not stay in place in a sit.
3. Dog does not respond to the first “Come” command within ten (10) seconds.
4. Dog does not go to the handler.
5. Dog goes to the handler but remains out of reach.
6. Dog urinates or defecates in the test area.
7. The handler grabs the dog to prevent it from leaving the test area.

Section 2 – Harnessing, Hitching, and Equipment Check

A Draft Test demonstrates cooperation between the handler and dog. Since a handler's draft work knowledge and abilities are essential to draft work, the judges evaluate a handler’s knowledge and ability to select the correct equipment for the dog, site, and conditions and to use the equipment properly. It is critical that a handler understand the equipment and its correct fit, since the dog has no recourse if the equipment is poor. The equipment includes the harness, draft apparatus, freight and any traces or tack required. The same equipment must be used for the duration of the test. All equipment to be used by a handler at a draft test must be thoroughly inspected by the judges for suitability. Equipment must be checked on each day of testing prior to the start of each test even if using the same equipment as the day before. Once inspected, substitutions are not permitted without the judge’s approval.

Using the equipment provided by the handler, the handler harnesses and hitches the dog in this exercise. A handler may touch the dog only as required to harness and to hitch the dog but may not touch to discipline or touch the collar other than to move the collar out from under the harness. The dog must demonstrate willingness to be harnessed and hitched to the draft apparatus without shying. The judges should touch the dog and equipment as necessary for checking for appropriate fit and balance. Once checked, equipment may not be substituted, and the handler must use the approved equipment throughout the remainder of the test.

The equipment must remain in safe working condition throughout the Draft Test. Consequently, the judges may fail improper or unsafe equipment during the scheduled

Equipment Check or at **any time** during the remainder of the test.

After completing the Recall exercise, the judges will ask the hander if they are ready to begin Harnessing and Hitching. When the handler indicates they are ready, **the handler must have hands off their dog at that time**. Then, the judges instruct the handler to proceed to an indicated spot which is thirty (30) feet from the draft apparatus. This must be done off leash and **with hands off the dog and collar**. The judges will then instruct the handler to harness and hitch his/her dog. The handler instructs the dog to stay in any position, facing any direction, leaves the dog, gets the harness, and returns to harness the dog. The dog must remain in the position and location in which the handler left them. The handler may instruct the dog to cooperate for harnessing.

When the handler indicates to the judges that they are finished harnessing, the judges will instruct the handler to back their dog. Within thirty (30) seconds of the handler's first command, the dog must back a distance of at least four (4) feet closer to the apparatus, in the direction of the draft apparatus, without varying more than 90 degrees to either side. If the dog backs at an angle, the dog must back further than four (4) feet to be four (4) feet closer to the apparatus. Next, the handler hitches the dog to the draft apparatus by either telling the dog to stay and bringing the apparatus to the dog or instructing the dog to accompany him/her, hands off, to the apparatus. When the handler indicates that they have finished hitching, the judges will indicate that the dog and handler are to move to a predetermined location (at least twenty (20) feet ahead) and stop. As the dog and handler move forward, the judges observe the equipment to verify that the equipment works safely, efficiently, and in harmony with the dog's anatomy during the forward motion and during braking. When the dog and handler have stopped at the designated location, a judge calls the exercise finished. At this time, the handler may hold the dog's collar gently while the judges go over the equipment. The judges will then go over the equipment to be sure that it fits, is adjusted correctly, and is balanced.

Judges instruct the handlers through the exercise using such commands as: harness your dog, back your dog, hitch your dog, move forward to the next position and halt, exercise finished.

Principal Parts of the Exercise

1. Handler leaves the dog in the center of the test area in a stand, sit or down position (handler's choice), facing any direction and instructs the dog to stay.
2. Handler gets harness and returns to dog.
3. Dog cooperates with handler for harnessing.
4. Dog stands, backs up at least four (4) feet closer to the cart without varying more than 90 degrees to either side. The handler may reposition by voice or hand commands and must complete the back within thirty (30) seconds from the handler's first command.
5. Dog cooperates for hitching.
6. Handler and hitched dog move forward and indicate readiness to proceed.
7. Handler demonstrates that the equipment performs safely and efficiently when in motion and when braking.

8. Judges inspect equipment, which must fit correctly, be in good working condition, properly balanced, safe, and appropriate for the test site and for the dog.
9. Handler uses equipment correctly and appropriately during the remainder of the test.

Failing Performance

1. Handler physically guides dog during the exercise, with the exception of the necessary physical contact required to harness and to hitch the dog.
2. Dog refuses to accompany handler to harnessing or hitching area.
3. Dog leaves location or changes position where told to stay while handler gets harness.
4. Dog is uncooperative (walks away, refuses to obey handler's commands) during harnessing.
5. Dog refuses to back up four (4) feet closer to the cart on command within thirty (30) seconds of the handler's first command.
6. Dog is uncooperative during hitching.
7. Handler does not properly harness or hitch the dog to the apparatus.
8. Harness does not fit correctly.
9. The hitch is unsafe.
10. The apparatus is not properly balanced.
11. Equipment is poorly designed or in need of repair.
12. Draft equipment selected by handler is inappropriate for site.
13. Equipment breaks in a manner that could not be anticipated and cannot be repaired by the handler without assistance within ten (10) minutes.

Section 3 – Maneuvering Course and Basic Commands

The Draft Test Committee sets up and clearly marks a maneuvering course that includes as many natural features as possible. The judges will verify that the course meets test criteria. If necessary, the judges may modify the course so that it adequately tests the handler and dog's maneuvering abilities. The course must cover at least 150 yards and include the following:

1. Two 360-degree circular patterns, one in each direction.
2. A minimum of two broad curves, one in each direction.
3. A slow, halt, and back.

   At appropriate locations along the maneuvering course, the judges will command (in any order) the handler and dog to slow, halt, and back at least one (1) or three (3) feet (depending upon the apparatus used). These commands may be spread out over the course and do not have to be done back-to-back.

   Judges will instruct handlers using the commands haul forward, haul slowly, halt, and back your dog. Judges will decide in advance the appropriate locations and sequence for the commands. The locations will be the same for all dogs.

   The dog must complete the back within thirty (30) seconds of the handler's first command. Draft apparatus with wheels must move at least three (3) feet, without

varying more than 90 degrees to either side. A draft apparatus without wheels (e.g., sleds, toboggans, traditional Native American travois) may not be capable of being backed, in which case the traces will slacken, and the dog must back at least one (1) foot. The judges will decide whether an apparatus and harness are appropriate for the dog to be required to back its apparatus.

4. Two narrow areas six (6) or more feet long, preferably one low to the ground (e.g., logs) and one solid narrow area a minimum of three (3) feet high (e.g., stacked bales of hay), one of which must be adjusted for each dog. Anything that any part of the dog's apparatus may get caught in should be avoided (e.g., safety fencing, rolled bamboo fence, etc.).

   The adjustable narrows will be twelve (12) inches wider than the widest point of each dog and apparatus. The fixed, non-adjustable narrows, and any other narrow areas, will be eighteen (18) inches wider than the widest dog/apparatus entered.

5. Removable obstacle.

   At the removable obstacle, the dog stops and waits (handler instructions allowed) for the handler to move the obstacle, and then the dog waits until the handler instructs the dog to move through the passageway. The judges may remind the handler to return the obstacle to its former position. The dog will stay while the obstacle is replaced.

6. Ninety-degree turns; at least one to the left and one to the right.

   The purpose of the ninety-degree turns is to demonstrate the team's ability to maneuver around tight corners. The turns are to be set precisely. The inside barrier of the turn may be of any type of material at the club and judges' discretion, but each leg must be at least four (4) feet long, straight, and the two legs must be set at a 90-degree angle. The outside barrier must be a highly visible line at least two (2) inches wide and smooth with the ground surface (examples: spray-on field marking chalk, parking lot spray-on line paint, duct tape stuck to surface, tennis court marking tape, etc.). The outside barrier line is to be set so that the lane formed by the two barriers is 28 inches wide from the lane side of the inside barrier to the lane side of the outside marking (See photo and diagram below).

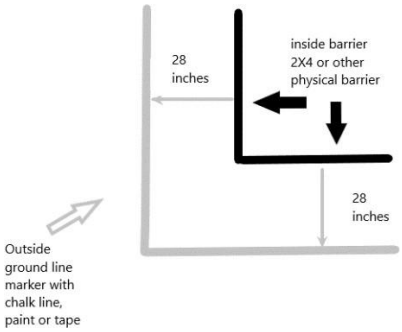



The turn is to be performed while keeping the rear most, inside wheel of the apparatus within the lane. The handler, dog and other parts of the apparatus may be outside of the lane to allow for different sized apparatus and hitches, as well as the handler working in front of, beside, or behind the dog and apparatus. Handlers may stop the dog at any point or turn in one sweeping movement.

a. The handler directs the dog to pull through the turn.
b. The dog follows the handler's directions and makes the turn honoring the inside barrier while keeping the inner rear most wheel within the 28-inch lane throughout the maneuver (turn).

Bumps Related to Turns

a. The inner barrier should not be touched by the dog or any part of the apparatus. Touching the inner barrier shall be considered a bump. If the dog or apparatus crosses, damages, or moves the barrier out of position, it shall be considered a failure of the maneuver.

b. The inside rear wheel is the only part of the team which should be judged regarding the outer line marking. Touching or being on the line shall be considered a bump. Crossing the line completely or riding on the line shall be considered a failure of the maneuver.

Failing Performance Related to Turns includes failures common to all exercises and failure to honor the inside barrier as noted in "bumps related to turns."

If a four-wheel wagon is used in DD competition, only the back inside wheel will be judged with respect to the 90-degree turns. For other acceptable types of apparatus used, the judges will evaluate the 90-degree turns with only the rear inside quarter of the apparatus that touches the ground.

At the beginning of the maneuvering course, the judges tell the handler and dog to take the course. The handler, with the dog off leash and hitched to the draft apparatus, hauls forward at a normal working speed unless commanded otherwise by the judges. There are no time constraints for traversing the course as long as the dog continues to work. If the dog stops pulling at any point along the test route, the handler has thirty (30) seconds to get the dog moving again. At the judge's discretion, repeated episodes of failing to respond to the handler's commands may constitute a failure.

The handler may work in front of, beside, or behind the dog, or any combination of these positions. The handler may not impede the dog's forward movement at any time. This includes stepping in front of a dog to enforce a halt command or stepping in front of a dog that tries to change direction against the handler's command. Handlers may stop the dog at any point before turning or turn in one sweeping movement. Judges will allow a light freight if it significantly improves apparatus stability.

If a dog's apparatus bumps an object (e.g., tree or narrow area) and the dog obeys the handler's commands in dislodging it, the judges will pass the dog. However, if this happens more than two (2) times, the judges will fail the dog. The dog will also fail the exercise if the dog damages the objects or apparatus. Continuous contact with an obstacle translates to bump, after bump, after bump and will fail.

The handler may not touch the draft apparatus unless the judges grant permission.

Principal Parts of the Exercise

1. With the dog harnessed and hitched to the draft apparatus, the handler directs the dog to pull through the maneuvering course.
2. The dog follows the handler's instructions to turn, halt, slow, and back as directed by the judges.

Failing Performance

1. Handler impedes the dog's forward movement by moving in front of the dog to enforce a halt command.
2. Handler touches dog or apparatus without judges' permission.
3. Dog refuses to accompany handler.
4. Dog does not obey commands given by handler.
5. Dog or apparatus bumps objects or handler more than two (2) times in total.
6. Dog refuses to back the required distance within thirty (30) seconds of the handler's first command.
7. Dog tries to pass removable obstacle without waiting for handler to move it, does not stay while the handler removes the obstacle, does not wait for handler's command to move forward, or does not stay while the handler returns the obstacle to its original position.
8. Dog upsets draft apparatus.
9. Dog refuses to move the draft apparatus when told to do so within the thirty (30) second time limit.
10. Equipment breaks in a manner that could not be anticipated and cannot be repaired by the handler without assistance within ten (10) minutes.
11. Any other failures common to all exercises.

Section 4 – Three-Minute Out-of-Sight and Freight Load

When all dogs have completed the Maneuvering Course (with the exception of bitches in season), the judges will announce the time for the first group of dogs to be ready for the Three-Minute Out-of-Sight exercise. Handlers will have their dogs harnessed and hitched and ready for that time. The Three-Minute Out-of-Sight will be tested as a group exercise, with a maximum of six (6) handlers at a time, as part of the Freight Load Exercise. This exercise is divided into two (2) parts as follows:

Part A – Three (3) Minute Out-of-Sight

Prior to giving instructions to handlers, the judges will reiterate safety precautions for this exercise with the stewards (i.e., remaining attentive and close to the cart for the duration of the exercise). The handlers will leave their dogs upon command from the judges and will go out of sight for three (3) minutes. The judge will instruct the handlers to leave their dogs. Timing will begin when the judge says, "leave your dogs." The handler will instruct the dog to stay in a stand, sit or down position. The dog may shift position (e.g., go from a sit to a down) but may not significantly move the apparatus forward or backward, other than the motion that occurs from a change in position. The steward assigned to the handler for the Distance Freight Haul exercise will be stationed behind the handler's cart for safety while the handler remains quietly out of sight. After the handlers return to their dogs at the conclusion of the three (3) minutes (the handlers do not have to go around the dog and cart and may return directly to heel position), the judges will indicate that Part A of the exercise has been completed. The handlers are permitted to gently pet and praise their dogs, but not physically handle the dog. They must remain in the area for Part B of the exercise.

Part B – Freight Load

The judges will watch each individual handler, in catalog order, load and secure the freight in the apparatus. The handler must select an appropriate freight for the apparatus and the dog within the following guidelines:

Five to twenty (5-20) pounds for a travois.
Fifteen to fifty (15-50) pounds for a sled or toboggan.
Twenty-five to one hundred (25-100) pounds for a wheeled apparatus.

A steward will weigh any non-standardized freight. At the judges' discretion, the steward may be asked to weigh any of the freight. If the freight is too light when weighed, the handler may add to the freight to reach the minimum weight.

The handler will provide the freight for the apparatus. With hands off the dog, the handler must secure the freight so that it does not shift when the apparatus moves. The handler must place and secure the freight into or on the draft apparatus. The judges should grant an exception and permit assistance for loading only, if requested by the handler. **The freight must be physically secured by the handler and not just set in**. The judges will check that the freight is appropriate for the dog, apparatus, and the site conditions **and that it is balanced and secured after the freight is added**. Any additional items added to the apparatus prior to or during the freight haul are considered freight (e.g., water container, water bowl, tool kit, leash, etc.) and must be secured and balanced. Once the judge indicates exercise finished the handler may again gently pat and praise the dog. Animals or people may not be used as freight. Factory sealed containers of pet food may be used if the seal has not been broken.

After the judges have observed each handler load and secure the freight in the apparatus, they

will watch the dogs and handlers move individually in catalog order, with hands off, to the beginning of the distance freight haul area as they watch for balance and shifting of freight.

Principal Parts of the Exercise

1. The handlers leave their dogs, harnessed, and hitched to an apparatus, go out of sight, and remain quiet for three (3) minutes.
2. The handler selects a comfortable working freight for the dog and apparatus.
3. The handler loads and secures the freight in the apparatus.
4. Judges observe that the freight is balanced and secured safely during movement.

Failing Performance

1. During the three (3) minute out of sight stay, the dog moves the apparatus a significant distance forward or backward.
2. Handler overloads the dog's apparatus.
3. Handler must reduce or re-balance the freight after the dog begins to pull.
4. Handler physically touches or guides the dog unnecessarily during loading.
5. Dog refuses to move loaded draft apparatus.
6. Freight becomes unbalanced or loose when the apparatus is moving.
7. Freight is too heavy for the dog or unbalanced.
8. Freight is not secured.
9. The dog is improperly harnessed or hitched.

Section 5 – Distance Freight Haul

The Distance Freight Haul is a group exercise with a maximum of six (6) handlers per group. Each dog will haul a loaded apparatus on a course that is at least one (1) mile in length. Each handler and dog will start the course in **catalog order** (refer to Chapter Two, Section 6 "Catalog Order") with an assigned steward. As the dogs begin the trail, the judges may allow the dogs and teams to find their position within the group according to each handler and dog's working speed. Each handler and dog must be within sight of at least one judge at all times. One judge should stay with the faster dogs in the group, and the other judge should stay with the slower dogs in the group and switch places at the halfway point. Per judges' instructions, the two lead stewards will set and maintain a pace that the dogs and handlers will follow.

The course may have natural obstacles (bends in the trail, trees, potholes, etc.) that are native to the test area, including wildlife. Each dog will pull the freight that has been loaded and secured during the Freight Load exercise. As long as the dog works, there is no time limit. If the dog stops pulling at any point along the test route, the handler has thirty (30) seconds to get the dog moving again. At the judge’s discretion, repeated episodes of failing to respond to the handler's commands may constitute a failure.

With the judges’ permission, a handler may stop the dog at the side of the course to rest

briefly. At that time, the judges may allow other dogs in the group to pass. If other situations arise, such as ice balls in paw pads during a winter draft test, the handler may request permission from the judges to stop and attend to the situation. Judges may allow a break so that the handlers may offer the dogs water.

With the judges' permission, a handler may touch the draft apparatus in order to lift it over an obstruction such as a curb.

The handler may work in front of, beside, or behind the dog, or any combination of these positions. The handler may not impede the dog's forward movement at any time. This includes stepping in front of a dog to enforce a halt command or stepping in front of a dog that tries to change direction against the handler's command. If a team has multiple minor bumps or a major collision during the freight haul, judges should use their discretion as to whether the team is out of control or demonstrating a lack of teamwork and should be failed.

At the completion of the Distance Freight Haul, the handler will wait in the designated unhitching area until all dogs, and both judges, have returned. The judges will instruct the handlers to unhitch their dogs in the order in which they returned to the unhitching area and will verify that the dog cooperates with the handler while being unhitched from the draft apparatus. Once the dog is unhitched, a judge will state that the exercise is finished. With the permission of a judge, the handler may unload the freight before unhitching.

Principal Parts of the Exercise

1. Dog hauls a loaded draft apparatus a distance of at least one (1) mile off leash, with the handler, in a group of two (2) to six (6) teams of dogs and handlers.
2. Dog must be under handler’s control and remain behind the lead stewards.
3. Dog cooperates with its handler for unhitching from the apparatus.

Failing Performance

1. Handler physically touches the dog or apparatus during the exercise without judges’
2. permission.
3. Handler must alter the freight on the course because it became too heavy or unbalanced.
4. Handler impedes the dog’s forward movement by moving in front of the dog or otherwise physically impedes the cart to enforce a halt command.
5. A portion of the freight that was not adequately secured comes loose or falls out of the apparatus.
6. Dog refuses to move the loaded draft apparatus within thirty (30) second time limit when told to do so.
7. Dog bumps lead stewards or overruns and tries to pass lead stewards.
8. Dog cannot comfortably or safely move the loaded freight apparatus the full length of the course.

9. Dog bumps handler who chooses to work in front of his/her dog.
10. Dog does not cooperate during unhitching.
11. Equipment breaks and cannot be repaired in ten (10) minutes.

Section 6 – Intriguing Distraction

If a naturally occurring intriguing distraction appears during the Maneuvering Course and Basic Commands or Distance Freight Haul exercises, the dog's reaction will be judged. The dog may stop what it is doing or shift its position to watch but may not divert from the course. To give the dog time to respond to the handler's stop command, the dog may move two or three steps toward or away from the distraction. If the dog stops to watch the distraction, the handler should encourage the dog to proceed when appropriate to do so.

Principal Parts of the Exercise

1. A naturally occurring intriguing distraction may appear near the working dog during a moving exercise.
2. The dog may stop and notice the distraction but may not pursue the distraction.
3. The handler redirects the dog, and the dog continues with the exercise.

Failing Performance

1. Handler physically touches or guides the dog during the occurrence.
2. Dog changes direction and moves more than two or three steps toward the distraction.
3. Dog flees from the distraction.
4. Dog barks more than a few times or refuses to stop barking when instructed by the handler.
5. Dog refuses to resume the course after the distraction passes (within 30 seconds).

Chapter Five – Team Draft Dog Division Exercises

Section 1 – Basic Control

Standards of Performance and Principal Parts of the Exercise for Basic Control for a team will follow Chapter Four, Section 1, with the exception that the handler will be working with more than one dog in the test area at once. The dogs in the team are to perform the commands together and to work as partners. Dogs may have their collars connected by a coupling device not less than six (6) inches in overall length. If working more than two dogs, some may be coupled and some not. If a coupler is used for Basic Control, it does not have to be used for the remaining exercises.

Only one command is to be given for "Stay" and "Come" regardless of the number of dogs in the team (e.g., "Dogs stay." or "Dog 1, Dog 2 Come.").

A failing performance for a team follows the same rules as Chapter Four, Section 1 and Chapter Two, Section 15, with the stipulation that a failing performance by any one member of the team is cause for failure of that exercise for the entire team.

Section 2 – Harnessing, Hitching, and Equipment Check

Standards of Performance and Principal Parts of the Exercise for Harnessing, Hitching and Equipment Check for a team are to follow Chapter Four, Section 2, with the exception that the handler will be working with more than one dog in the test area at the same time. The handler may work with each dog individually when harnessing and hitching and may instruct the other dog(s) to cooperate appropriately. The dogs must back as a team, moving together.

Dogs may have their collars connected by a coupling device not less than six (6) inches in overall length, but their harnesses may not be connected in any way for the backup exercise or any other exercise. If the handler presents the dogs to the judges at the end of harnessing and hitching coupled, they must remain coupled for the remaining exercises in the test (Maneuvering Course and Basic Commands, the Three-Minute Out-of-sight and Freight Load, and the Freight Haul).

A failing performance for a team follows the same rules as Chapter Four, Section 2, and Chapter Two, Section 15, with the stipulation that a failing performance by any one member of the team is cause for failure of that exercise for the entire team.

Section 3 – Maneuvering Course and Basic Commands

Standards of Performance and Principal Parts of the Exercise for Maneuvering Course and Basic Commands for a team will follow Chapter Four, Section 3, with the exception that the handler will be working with more than one dog hitched to the draft apparatus. Dogs may have their

collars connected by a coupling device not less than six (6) inches in overall length. The dogs in the team are to perform the commands together. The adjustable narrows area should be twelve (12) inches wider than the widest part of the team or apparatus. Any other narrow areas on the course, such as a gate or the non-adjustable narrows, must be at least eighteen (18) inches wider than the team or apparatus (whichever is wider).

A failing performance for a team follows the same rules as Chapter Four, Section 3, and Chapter Two, Section 15, with the stipulation that a failing performance by any one member of the team is cause for failure of that exercise for the entire team. If one member of the team consistently pulls less than its share, the team is considered to have failed the exercise.

Section 4 – Three-Minute Out-of-Sight and Freight Load

Standards of Performance and Principal Parts of the Exercise for the Three-Minute Out-of-Sight and Freight Load for a team will follow Chapter Four, Section 4 with the exception that the handler will be working with more than one dog hitched to the draft apparatus. Dogs may have their collars connected by a coupling device not less than six (6) inches in overall length.

During the Out-of-Sight, if the team is left in a particular position (e.g., sit or down) and one dog changes position (e.g., going from a down to a sit or vice versa), it is not a failure.

The handler must select an appropriate freight for the apparatus and the dogs within the following guidelines:

Five to twenty (5-20) pounds **per dog** for a travois.
Fifteen to fifty (15-50) pounds **per dog** for a sled or toboggan.
Twenty-five to one hundred (25-100) pounds **per dog** for a wheeled apparatus.

Example: a team of two, pulling a wheeled apparatus, must use a minimum of fifty pounds of freight, a team of three, a minimum of 75 pounds.

A failing performance for a team follows the same rules as Chapter Four, Section 4, and Chapter Two, Section 15. A failing performance by any one member of the team is cause for failure for the entire team.

Section 5 - Distance Freight Haul

Standards of Performance and Principal Parts of the Exercise for the Distance Freight Haul for a team will follow Chapter Four, Section 5, with the exception that the handler will be working with more than one dog hauling the loaded apparatus. Dogs may have their collars connected by a coupling device not less than six (6) inches in overall length. The dogs in the team are to traverse the distance course working together.

A failing performance for a team follows the same rules as Chapter Four, Section 5, and Chapter Two, Section 15, with the stipulation that a failing performance by any one member of the team is cause for failure of that exercise for the entire team. If one member of the team consistently pulls less than its share, the team is considered to have failed the exercise.

Section 6 - Intriguing Distraction

Standards of Performance and Principal Parts of Exercise for an Intriguing Distraction for a team will follow Chapter Four, Section 6, with the exception that the handler will be working with more than one dog hitched to the draft apparatus if a distraction occurs.

A failing performance for a team follows the same rules as Chapter Four, Section 6, and Chapter Two, Section 15, with the stipulation that a failing performance by any member of the team is cause for failure for that exercise for the entire team.

Chapter Six – Draft Dog Excellent Division Exercises

Section 1 – Failures Common to the Whole Course

Judges will mark entrants with a failing performance during any portion of the test for the following:

1. Any handler that does not sign in at the appointed time.
2. The dog is not under the handler's control.
3. The handler yells at his/her dog frequently to maintain control of his/her dog.
4. The handler abuses the dog or fails to show consideration for the dog's welfare.
5. The handler touches the dog or apparatus without the judges' permission.
6. The dog does not obey commands.
7. The handler physically impedes the dog's movement in any direction or to enforce a halt (Verbal and hand direction are permitted as long as given from a distance and position that does not physically impede the dog's movement).
8. The handler or dog violates specific test site regulations.
9. Equipment does not fit, is not adjusted properly, or is not balanced.
10. The dog upsets the draft apparatus.
11. The dog urinates or defecates while being tested.
12. The dog or apparatus bumps any object or handler more than two (2) times in total on the whole course or as specified in individual maneuvers.
13. The dog or apparatus damages or moves a part of any obstacle.
14. The dog refuses to move the apparatus within fifteen (15) seconds of being told to do so.
15. A dog fails to halt when directed to do so. A halt is defined as the dog and handler will cease forward motion with the dog taking no more than three steps after the first command is given and without impeding the dog.
16. The handler uses his/her body to block the forward motion of the dog.
17. The dog leaves the test area while being tested or before being put on leash at the end of testing.

Section 2 – Excellent Division Course and Maneuvers

Course

The Excellent Draft Test course will cover a minimum of 450 yards. The eleven (11) maneuvers should be spaced out throughout the course in any order with the exception of the Weight Exchange which must take place near the halfway point of the course.

There will be a designated start and finish point for the course. The judges will ask the handler to enter the course with their dog already harnessed and hitched and their freight secured to the apparatus. The handler will hand their leash to the steward and continue hands off. Once the dog and handler enter the course the judges will ask the handler to stop and stand their

dog. The handler may remain next to or in front of the dog and may use verbal and hand signals to tell the dog to stay. The judges will briefly check the equipment for appropriateness, fit, adjustment, and balance. If the dog sits, the handler may command the dog to stand again. The judges will then instruct the handler to take the course.

The handler will take the course and complete the maneuvers in the order directed by the judges. The course should be marked, and a lead steward may be used. After passing the finish point the judges will ask the handler to stop the dog and state that the course is finished. The steward will then give the leash to the handler. The course as a whole and the individual maneuvers will not be timed, but at any point on the course, the dog must move the apparatus within fifteen (15) seconds of the handler's command, or it will fail.

Teamwork and connection with the dog are an important component of this division. Dogs must work no more than six (6) feet away from the handler the majority of the time, including distances traversed between the maneuvers, unless farther distance is required for a particular maneuver.

Bumps

1. The inner barrier should not be touched by the dog or any part of the apparatus. Touching the inner barrier shall be considered a bump. If the dog or apparatus crosses, damages, or moves the barrier out of position, it shall be considered a failure of the maneuver.
2. The inside rear wheel is the only part of the team which should be judged regarding the outer line marking. Touching or being on the line shall be considered a bump. Crossing the line completely or riding on the line shall be considered a failure of the maneuver.

Weight and Apparatus

The handler must select appropriate freight for the apparatus and the dog within the following guidelines:

Thirty to one hundred (30-100) pounds per dog for a wheeled apparatus

Any apparatus other than a wheeled cart or wagon is not suitable for the Draft Dog Excellent Test.

A steward will weigh any non-standardized freight. At the judges' discretion, the steward may be asked to weigh any of the freight. If the freight is too light when weighed, the handler may add to the freight to reach the minimum weight.

The handler will provide the freight for the apparatus. The handler must place and secure the freight prior to entering the test area so that it does not shift when the apparatus moves.

Maneuvers

Back Through Adjustable Narrow

The dog and handler approach a narrow area which consists of two eight (8) foot barriers, low to the ground, which will be adjusted to be twelve (12) inches wider than the widest part of the equipment or dog. The handler directs the dog to pull through the narrow area until the dog's front feet are at the far end of the eight (8) foot barriers where the handler stops the dog. When the dog stops, the front feet of the dog should remain between the two sides of the barrier although, if a dog pulls farther through than that, it must back through the entire length of the narrows successfully from wherever it stops. The handler then commands the dog to back through the narrow area. The handler may command the dog to back through in one motion or to back and stop in small segments. The handler may stop the dog if it is going to have a bump and move the dog forward to correct the direction in which the dog is backing. Once the dog has backed out of the narrow so that the dog is clear of the narrow, the handler may turn the dog left or right and continue the course. If a wheel makes contact with either side of the narrow, it is considered a bump.

Principal Parts of the Exercise

1. Handler directs dog forward through the narrow.
2. Handler stops the dog and directs the dog to back through the narrow.
3. Dog backs out of the narrow and continues the course.

Failing Performance

Failures Common to the Whole Course (Chapter Two, Section 1) and:

1. A wheel makes continuous contact down the side of the narrow.
2. A wheel crosses one of the barriers or lines forming the narrow.

Drag Away Removable Obstacle

A drag away removable obstacle will be supplied by the test giving club. It will weigh no more than 25 pounds, no less than 10 pounds and must have two eye hooks in it for ease of attaching to any type of harness. The obstacle needs to be placed where there is enough room for the dog and obstacle to make an unimpeded removal. It is the responsibility of the handler to supply extra rope or traces, which must be carried on their person or secured in their cart, to be used, if necessary, so that the dog's hind legs do not hit the obstacle when being pulled.

The handler and dog will stop approximately ten (10) feet from the obstacle. The handler must unhitch the dog from their apparatus. The handler will proceed with the dog to the drag away obstacle, position the dog to be hitched to the obstacle without stepping over the obstacle, and command the dog to stay. The dog will cooperate for hitching to the drag away obstacle as demonstrated by staying in the same location and position where the handler left the dog. The handler will direct the dog to pull the obstacle in the direction indicated by the judges far enough to clear the path of the course. The obstacle must move a minimum of ten (10) feet in the direction indicated. Once the obstacle has been removed from the path, the dog will cooperate for unhitching as demonstrated by staying in the same location and position where the handler leaves the dog as they detach the obstacle. The handler must safely repack any of

the materials they have used to remove the obstacle on their cart or person. Once the dog is unhitched from the removable obstacle, the dog and handler will return to their apparatus, where it was left, and re-hitch the dog. The dog must cooperate for hitching and must be hitched correctly.

Following re-hitching, the handler and dog will pass through the previously blocked area without hitting the removed obstacle. The handler does NOT return the obstacle to its original position.

Principal Parts of the Exercise

1. The handler and dog approach the removable obstacle.
2. The handler unhitches the dog and moves to the obstacle.
3. The handler hitches the dog to the obstacle and moves it as directed by the judges.
4. The handler unhitches the dog from the obstacle and moves back to their apparatus.
5. The handler hitches the dog to their apparatus and continues the course.

Failing Performance

Failures Common to the Whole Course (Chapter Six, Section 1) and:

1. The dog does not stay in the same location and position where left by handler.
2. Obstacle hits dog in hind legs while pulling due to short traces.
3. The dog does not cooperate for hitching.
4. The dog refuses to pull the article the full ten (10) feet.
5. The dog is not hitched correctly.

Driven Figure Eight

There will be one figure eight maneuver where the handler must instruct the dog from behind the cart. The purpose of this maneuver is to demonstrate the teamwork and voice control necessary for the dog to be directed through complex turns with the handler using primarily voice or vocally generated sounds such as whistles and hand signals.

The figure eight must be set precisely. The “posts” may be naturally occurring obstacles such as trees or may be artificial such as cones, barrels, etc. The posts must be at least twelve (12) inches in diameter and no larger than 26 inches. The posts must be at least fifteen (15) feet apart and no more than 25 feet apart. The posts do not have to be identical or even similar. The post shall have an oval marked on the ground surrounding them (see diagram below) that consists of two parallel lines drawn five (5) feet from the outside of each post and a half circle five (5) feet out from the outside of the posts connecting the parallel lines. The ground may be marked with chalk, paint, tape, or other visible, non- obstructing type mark. The entry into and exit from the figure eight must be on opposite sides but do not need to be centered, aligned with each other, or perpendicular to the ground oval. The entry side (which can be on either side of the oval) and which post is circled first shall be determined by the judges and will be the same for all dogs. Dog and handler teams can choose to enter and exit the oval anywhere along the oval as indicated in the diagram.

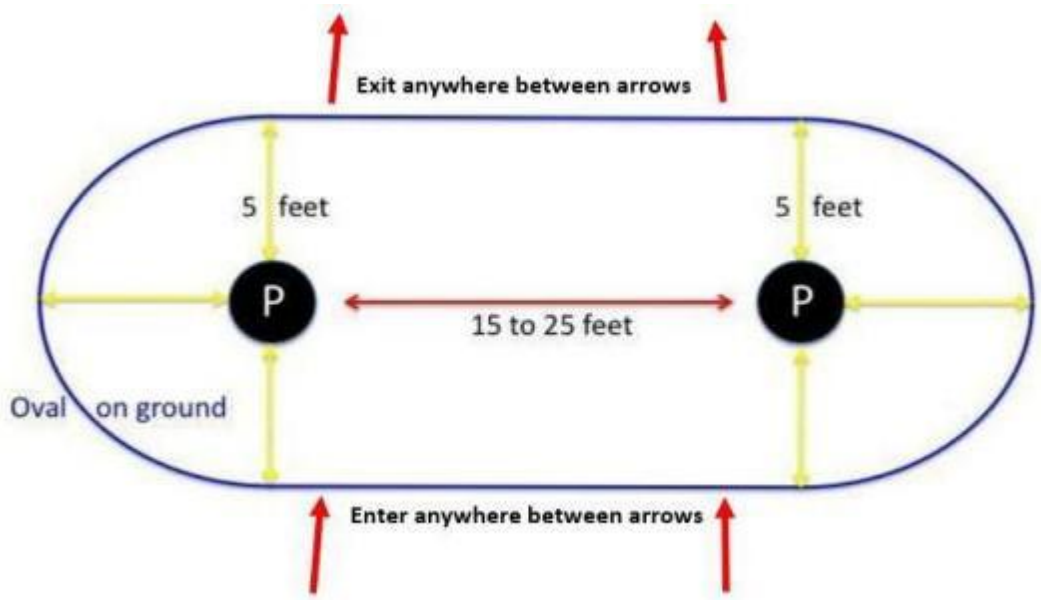

The handler must be behind the line of the back of the cart before entering the oval and work from that position until after exiting the oval. The handler should stay close (within approximately three (3) to four (4) feet) to the cart but not touching it. The primary commands should be vocal or vocally generated sounds. Hand signals are permitted if the dog looks back at the handler for direction. There is no time limit, but the dog must work continuously.

Directional changes and backing up shall be considered working if done on command. If the dog stops working, the handler has fifteen (15) seconds to get the dog moving again. The only part of the apparatus that must stay within the ground oval for the entire maneuver is the wheel (rear if a wagon) closest to the post being circled (the right wheel going around one post and the left wheel going around the other post).

The inside wheel is the only part of the team which should be judged regarding the ground oval barrier. Touching or being on the line shall be considered a bump. Touching a "post" is considered a bump.

Principal Parts of the Exercise

1. The handler is behind and close to the cart (no more than four (4) feet away) before entering the maneuver and remains so until the maneuver has been completed.
2. The handler commands the dog to pull through the figure eight.
3. The dog follows the handler's directions and completes the maneuver honoring the post and keeps the inner wheel within the ground oval.

Failing Performance

Failures Common to the Whole Course (Chapter Six, Section 1) and:

1. Handler does not remain behind and close to the cart.
2. The inside wheel of the apparatus crosses the outside line barrier.
3. Damaging or moving a "post."

Moving Stand

At some point on the course (same for all dogs) the judge will tell the handler to stand the dog. The handler will give one command to the dog to stop and stand while the handler continues to move ten (10) feet in front of the dog then turns to face the dog. The dog must stop immediately within three steps such as right, left, right or left, right, left. Once the handler is facing the dog a judge will approach the dog from the front and give a brief examination by touching the head, withers, and rump. The dog may shift its feet but may not move out of position. When the judge has finished the exam, they will tell the handler to call their dog. The handler will give one command to the dog to come. Once the dog is moving the handler may give one additional command. The dog must stop in front of the handler within arm's reach in any position and neither the apparatus nor the dog may make contact with the handler. The judge will then tell the handler to resume the course.

Principal parts of the Exercise

1. The handler commands the dog to stop and stand then continues ten (10) feet away.
2. The judge examines the dog.
3. The handler calls the dog.

Failing Performance

Failures Common to the Whole Course (Chapter Six, Section 1) and:

1. Dog does not stop within three steps.
2. Dog does not stay.
3. Handler hesitates before leaving the dog.
4. Dog or apparatus contacts handler.
5. Handler gives more than one command after dog is moving.

Ninety Degree Back up

The turn is to be set precisely. The inside barrier of the turn may be of any type of material at the club and judges' discretion, but each leg must be at least four (4) feet long, straight, and the two legs must be set at a 90-degree angle. The outside barrier must be a highly visible line at least two (2) inches wide and smooth with the ground surface (examples: spray-on field marking chalk, parking lot spray-on line paint, duct tape stuck to the surface, tennis court marking tape, etc.). The outside barrier line is to be set so that the lane formed by the two barriers is 24 inches wide from the lane side of one barrier to the lane side of the outside marking.

The turn is to be performed by keeping the rear most, inside wheel of the apparatus within the lane. The handler, dog and other parts of the apparatus may be outside of the lane to allow for

different sized apparatus and hitches as well as the handler working in front of, beside, or behind the dog and apparatus.

The dog and handler approach the 90-degree angle as directed by the judges. The handler stops the dog when the dog's front feet are approximately two (2) feet beyond the end of one of the four (4) foot barriers and the inside tire is in the lane marked on the ground. The handler instructs the dog to back keeping the inside tire in the lane. When the pivot point of the apparatus (usually the axle in a two wheeled cart) passes the corner of the angle the handler will instruct the dog to turn 90 degrees and continue to back while keeping the inside tire in the marked lane. Handlers may stop the dog at any point or turn in one sweeping movement. When the back of the apparatus has reached the end of the four (4) foot marker, the judges will indicate the completion of the maneuver and the handler may move the dog forward to complete the course.

The inner barrier should not be touched by the dog or any part of the apparatus. Touching the inner barrier shall be considered a bump. The inside rear wheel is the only part of the team which should be judged regarding the outer line marking. Touching or being on the outside line shall be considered a bump.

Principal Parts of the Exercise

1. The handler directs the dog to back through the turn.
2. The dog follows the handler's directions and makes the turn honoring the inside barrier while keeping the inner rear most wheel within the 24-inch lane throughout the maneuver (turn).

Failing Performance

Failures Common to the Whole Course (Chapter Six, Section 1)

1. Crossing, damaging, or moving the barrier out of position.
2. Crossing the outer line completely or riding on the line.

Ninety Degree Turns (one left, one right)

There will be two ninety degree turns, one right and one left. The purpose of these turns is to demonstrate the team's ability to maneuver around tight corners. The turns are to be set precisely. The inside barrier of the turn may be of any type of material at the club and judge's discretion, but each leg must be at least four (4) feet long, straight, and the two legs must be set at a ninety-degree angle. The outside barrier must be a highly visible line at least two inches wide and smooth with the ground surface (examples: spray-on field marking chalk, parking lot spray-on line paint, duct tape stuck to surface, tennis court marking tape, etc.). The outside barrier line is to be set so that the lane formed by the two barriers is eighteen (18) inches wide from the lane side of the inside barrier to the lane side of the outside marking (See photo and diagram below).



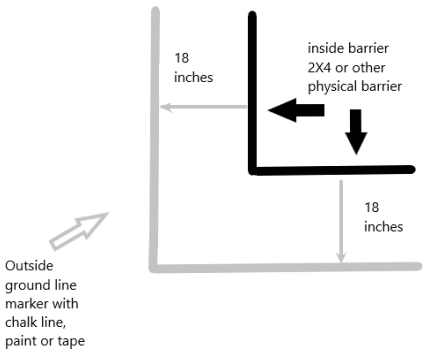

The turn is to be performed by keeping the rear most, inside wheel of the apparatus within the lane. The handler, dog and other parts of the apparatus may be outside of the lane to allow for different sized apparatus and hitches as well as the handler working in front of, beside, or behind the dog and apparatus. Handlers may stop the dog at any point or turn in one sweeping movement.

The inner barrier should not be touched by the dog or any part of the apparatus. Touching the inner barrier shall be considered a bump. The inside rear wheel is the only part of the team which should be judged regarding the outer line marking. Touching or being on the outside line shall be considered a bump.

Principal Parts of the Exercise

1. The handler directs the dog to pull through the turn.
2. The dog follows the handler's directions and makes the turn honoring the inside barrier while keeping the inner rear most wheel within the eighteen (18) inch lane throughout the maneuver (turn).

Failing Performance

Failures Common to the Whole Course (Chapter Six, Section 1) and:

1. Crossing, damaging, or moving the barrier out of position.
2. Crossing the line completely or riding on the line.

Pass Through Removable Obstacle

There will be a pass through removable obstacle which must be at least eighteen (18) inches wider than the widest apparatus on test day. The handler and dog will approach the obstacle. The handler will stop the dog four (4) feet in front of the obstacle where he/she will tell the dog to stay in any position. The handler will walk to the obstacle, remove the obstacle, and stand to either side of the obstacle (right or left, near side or far side). While standing beside the obstacle the handler will instruct the dog to pass through the obstacle, moving straight forward and proceed past the point of the obstacle. When the back of the apparatus is four (4) feet beyond the obstacle, the handler will command the dog to stop. The dog may be commanded into any position but must stay in that position until the handler returns the obstacle to its

original position and then returns to the dog.

Principal Parts of the Exercise

1. Handler and dog approach a removable obstacle.
2. Handler commands the dog to halt prior to reaching the removable obstacle.
3. Handler removes obstacle and stands next to the obstacle.
4. Handler instructs the dog to move forward verbally or with hand signals past the point of the obstacle.
5. After the dog has cleared the obstacle, the handler commands the dog to halt.
6. The dog will remain in position while the handler returns the removable obstacle and returns to the dog.

Failing performance

Failures Common to the Whole Course (Chapter Six, Section 1) and:

1. Handler does not remain next to removable obstacle when instructing the dog to proceed.
2. Dog does not remain in the same position left before or after the obstacle.
3. Dog turns more than ninety degrees before halting after passing obstacle.

Serpentine

There will be a serpentine consisting of four (4) objects (cones, trees, etc.) set approximately eight (8) feet apart which the dog will go through in one direction. The purpose of this exercise is to demonstrate the dog's ability to change direction. The dog will enter one end of the serpentine and alternate turning left and right around each cone. The dog may curve around the objects or pull straight across, then U turn and pull straight across in the opposite direction. The objects must be placed in an area that is open enough for the dog to pull through the serpentine in either direction. If a wheel touches one of the obstacles marking the serpentine, it is considered a bump.

Principal Parts of the Exercise

1. The dog enters the serpentine from the side directed by the judges.
2. The dog maneuvers through the serpentine either directly or by completing U turns.
3. The dog exits the serpentine.

Failing Performance

Failures Common to the Whole Course (Chapter Six, Section 1) and:

1. The dog misses one of the turns in the serpentine.
2. The obstacle is run over or knocked over.

U Turn

There will be one U turn around a circular object that is a minimum of twelve (12) inches in diameter and up to a maximum of 26 inches in diameter to demonstrate the team's ability to maneuver around tight curves. A tree should not be used if it has a lot of flare at the bottom of the tree due to the roots. Straight trees or poles may be used.

The U turn will be set precisely. There will be two sets of parallel lines eighteen (18) inches apart and a minimum distance of four (4) feet leading up to the circular object (see diagram below). Both sets of lines will be parallel to each other maintaining the diameter of the object. The outer portion of the parallel lines will maintain a distance of eighteen (18) inches from the outer circumference of the object. The lines should be highly visible and smooth with the surface.

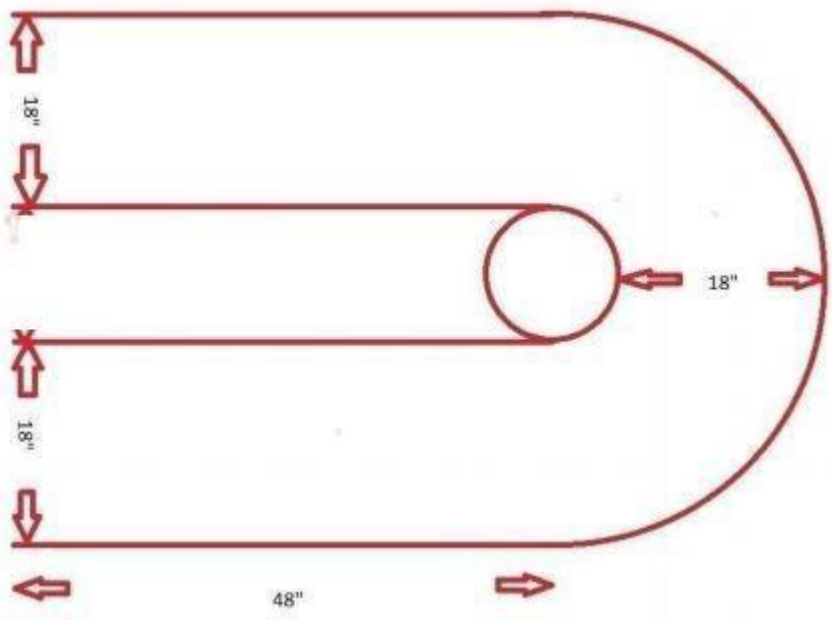

The U turn is to be performed by keeping the inside rear wheel of the apparatus inside the lane. The dog, handler and other parts or the apparatus may be outside of the lanes to allow for apparatus of different sizes. The entry side and which direction is circled shall be determined by the judges and will be the same for all dogs. The circular object should not be touched by the dog or any part of the apparatus. Touching the circular object or either line shall be considered a bump. The inside rear wheel is the only part of the team which should be judged regarding the lines. Touching or being on the line shall be considered a bump.

Principal Parts of Exercise

1. The dog enters the U turn from the side directed by the judges.
2. The dog follows the handler's directions and makes the U turn keeping the innermost rear wheel within the eighteen (18) inch lane throughout the maneuver.

Failing Performance

Failures Common to the Whole Course (Chapter Six, Section 1) and:

1. Failure to honor the inside or outside barriers as noted in "Bumps."
2. Crossing, damaging, or moving the circular object out of position.
3. Crossing the line completely or riding on the line.

Weight Exchange

A weight exchange will occur somewhere near the middle of the course. At the location where the judges have indicated that the weight exchange will occur, the handler will stop the dog and leave the dog in whatever position they choose. The handler will remove the freight from the cart and place it where the judge has indicated. The handler will then load and secure the club provided freight (which will be described in the test premium). The judges should grant an exception and permit assistance, for unloading and loading only, if requested by the handler. The dog may shift position (e.g., go from a sit to a down) while being loaded but may not significantly move the apparatus forward or backward, other than the motion that occurs from a change in position. The handler must use supplies and tools that they carry on themselves or have secured on the cart to secure and balance the freight. The freight must also be balanced. The judges will check the balance and security of the freight before instructing the handler to resume the course.

Principal Parts of the Exercise

1. The handler will stop the dog and unload the handler provided freight.
2. The handler will load, secure, and balance the club provided freight.
3. The judges will check the balance and security of the freight.

Failing Performance

Failures Common to the Whole Course (Chapter Six, Section 1) and:

1. The dog does not cooperate for loading or unloading.
2. Freight is not secured and/or balanced.
3. The dog does not stay in place.

Chapter Seven –Team Draft Dog Excellent Division Exercises

Maneuvers

Standards of performance and principal parts of the maneuvers for a team will follow Chapter Six, with the exception that the handler will be working with more than one dog hitched to the draft apparatus. Dogs may have their collars connected by a coupling device not less than six (6) inches in overall length, but their harnesses may not be connected in any way at any time during the test. If working more than two dogs some may be coupled and some not. A handler may choose to use a coupler or couplers or not, but if used to start the course, it must be used for the entire test.

A failing performance for a team follows the same rules as Chapter Six, Section 1, with the stipulation that a failing performance by any one member of the team is cause for failure of that maneuver for the entire team.

The dogs in the team are to perform the commands together. The dogs must back as a team, moving together. The Back Through Adjustable Narrows should be twelve (12) inches wider than the team or apparatus (whichever is wider). Any other narrow areas on the course, such as a gate or the removable obstacles, must be at least eighteen (18) inches wider than the team or apparatus (whichever is wider).

If one member of the team consistently pulls less than its share, the team is considered to have failed the course.

Weight and Apparatus

The handler must select an appropriate freight for the apparatus and the dogs within the following guidelines:

Thirty to one hundred (30-100) pounds **per dog** for a wheeled apparatus

Any apparatus other than a wheeled cart or wagon is not suitable for the Team Draft Dog Excellent Test.

If the apparatus chosen is not large enough to appropriately balance and secure the club provided freight, the team will fail.

The handler must place and secure the freight into or on the draft apparatus so that it does not shift when the apparatus moves before entering the test area.